

# AMUNDI FUND SOLUTIONS ICAV - PROTECT 90 - A2 EUR

FACTSHEET

Marketing  
Communication

28/02/2025

DIVERSIFIED ■

Article 8 ■

## Objective and Investment Policy

The Sub-Fund is a financial product that promotes ESG characteristics pursuant to Article 8 of the Disclosure Regulation.

The Sub-Fund seeks to increase the value of investment while providing shareholders with permanent partial protection of their investment. Specifically, the Sub-Fund is designed to ensure that the Net Asset Value (the "NAV") per share of a class does not fall below 90% of the highest NAV per share of a class recorded from its launch date. The Sub-Fund does not provide full protection but rather aims to provide permanent partial protection. The Sub-Fund seeks to achieve its investment objective through investment in equities, equity related securities, bonds (government or corporate, fixed or floating rate which may be rated above or below investment grade), convertible bonds which shall not embed derivatives and/or leverage (not contingent convertible securities) and commodities (indirectly through investment in exchange traded commodities or exchange traded funds) (the "Asset Classes"). Investment in the Asset Classes will mainly be achieved through investment in exchange traded funds and other funds such as, but not limited to, investment companies, investment limited partnerships, exchange traded funds and unit trusts ("Underlying Funds"). There is no limit on the number of Underlying Funds in which the Sub-Fund may invest and the Sub-Fund may invest up to 100% in Underlying Funds. The Sub-Fund will not be confined to any geographical region or industry when making its investments and may invest up to 30% of its NAV in emerging markets. In normal market conditions, the Sub-Fund will invest up to 30% of its NAV in equities and equity related securities, up to 10% of its NAV in below investment grade bonds and up to 5% of its NAV in commodities. While the Sub-Fund will typically gain exposure to currencies via currency forwards it may also invest directly in currencies of developed and emerging market countries. The Sub-Fund may also hold cash and instruments that may be readily converted to cash (including cash deposits, European treasury bills and government bonds, short-term corporate bonds, commercial paper, short term money market instruments and certificates of deposit).

The Sub-Fund makes use of derivatives to reduce various risks, for efficient portfolio management and as a way to gain exposure to various assets, markets or other investment opportunities (including derivatives which focus on credit, equities, interest rates, foreign exchange and inflation).

**Benchmark :** The Sub-Fund is actively managed, is not managed in reference to a benchmark and has not designated a reference benchmark for the purpose of the Disclosure Regulation.

**Management Process :** The Sub-Fund integrates sustainability risks and sustainability factors in its investment process as outlined in the section "Overview of Responsible Investment Policy" and "Sustainable Investment Risk" in the Prospectus.

In particular the Sub-Fund integrates sustainability risks in its investment process seeking to measure the ESG performance on an issuer through its ESG rating. The Sub-Fund seeks to achieve an ESG score of its portfolio greater than that of its investment universe. The investment manager allocates investments across higher risk investments (investments in the Asset Classes) and lower risk investments (investment in non-emerging market investment grade government bonds, money market funds and instruments that may be readily converted to cash) and derivatives in a flexible manner with the view to maximizing the risk-adjusted performance, diversifying investments among asset classes, geographical areas, currencies and individual financial instruments, according to the investment manager's short/medium-term outlook of the financial markets and financial instruments.

This is a non-distributing share class. Investment income is re-invested.

The minimum recommended holding period is 5 years.

Investors may sell on demand on any business day in Ireland.

Protection Provider: Amundi S.A.

The protection is granted by the Protection Provider to the Sub-Fund for shareholders regardless of the subscription date and the redemption date of their shares for an initial period of five years and tacitly renewed for successive further periods of one year.


## Meet the Team



Mickaël Levier

Portfolio Manager

## Risk Indicator (Source : Fund Admin)



The risk indicator assumes you keep the product for 5 years.

The summary risk indicator is a guide to the level of risk of this product compared to other products. It shows how likely it is that the product will lose money because of movement in the markets or because we are not able to pay you.

We have classified this product as 2 out of 7, which is a low risk class. This rates the potential losses from future performance at a low level, and poor market conditions are very unlikely to impact our capacity to pay you. Additional risks: Market liquidity risk could amplify the variation of product performances. Beside the risks included in the risk indicator, other risks may affect the Sub-Fund's performance. Please refer to the Amundi Funds Solutions ICAV prospectus.

## Key Information (Source: Amundi)

Net Asset Value (NAV) : **52.99 ( EUR )**

NAV and AUM as of : **28/02/2025**

ISIN code : **(A) IE000NKKC5X4**

Bloomberg code : -

Assets Under Management (AUM) : **30.06 ( million EUR )**

Sub-fund reference currency : **EUR**

Share-class reference currency : **EUR**

Benchmark : **None**

## Other key information

NAV Guaranteed or Protected : **47.84**

Nature of protection : **Protected investments**

## Information (Source: Amundi)

Fund structure : **ICAV**

Share-class inception date : **11/08/2022**

Type of shares : **Accumulation**

Minimum first subscription / subsequent :

**1 thousandth(s) of (a) share(s) / 1 thousandth(s) of (a) share(s)**

Entry charge (maximum) : **0.00%**

Management fees and other administrative or operating costs : **1.52%**

Exit charge (maximum) : **0.00%**

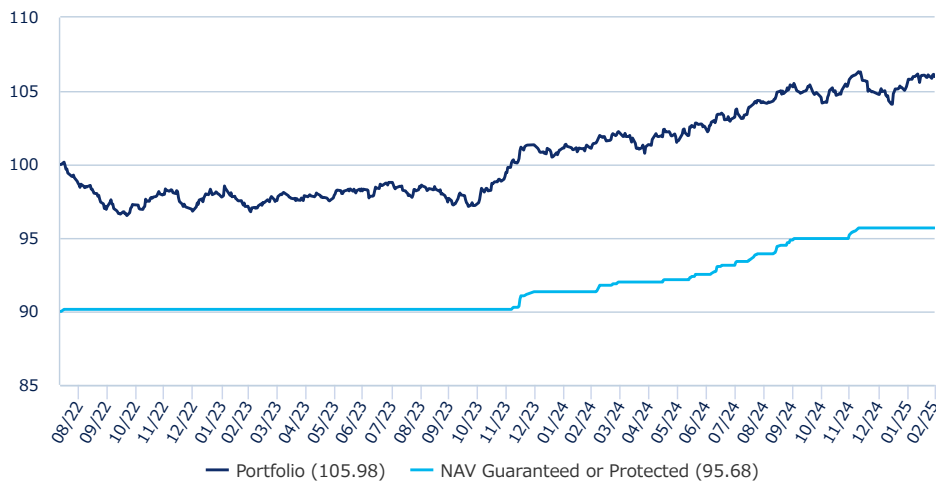
Minimum recommended investment period : **5 years**

Performance fees : **No**

DIVERSIFIED ■

## Returns (Source: Fund Admin) - Past performance does not predict future returns

## Performance evolution (rebased to 100) from 11/08/2022 to 28/02/2025\* (Source: Fund Admin)



## Volatility (Source: Fund Admin)

	1 year	3 years	5 years
Portfolio volatility	2.88%	-	-

\* Volatility is a statistical indicator that measures an asset's variations around its average value. For example, market variations of +/- 1.5% per day correspond to a volatility of 25% per year. The higher the volatility, the higher the risk.

## Sub-Fund Statistics (Source: Amundi)

	Portfolio
Modified Duration	2.94
Number of Lines	37

Modified duration (in points) estimates a bond portfolio's percentage price change for 1% change in yield

## Rolling performances \* (Source: Fund Admin)

	YTD	1 month	3 months	1 year	3 years	5 years	10 years	Since
Since	31/12/2024	31/01/2025	29/11/2024	29/02/2024	-	-	-	11/08/2022
Portfolio	1.16%	0.17%	0.19%	4.62%	-	-	-	5.98%

## Calendar year performance \* (Source: Fund Admin)

	2024	2023	2022	2021	2020
Portfolio	3.37%	4.67%	-	-	-

\* Source: Fund Admin. The above results pertain to full 12-month period per calendar year. All performances are calculated net income reinvested and net of all charges taken by the Sub-Fund and expressed with the round-off superior. The value of investments may vary upwards or downwards according to market conditions.

## Portfolio Breakdown (Source: Amundi group)

## Breakdown by asset class and geographic area

<b>Equities</b>	15.87%
Europe	1.78%
Japan	0.77%
Emerging Asia	0.25%
EMU	-0.34%
Emerging Global	2.14%
USA	8.01%
World	3.27%
<b>Bonds</b>	69.19%
Emerging Global	1.01%
EMU	47.57%
USA	19.86%
Europe ex-EMU	0.75%
<b>Change and MM</b>	14.95%
<b>Total</b>	100%

The Monetary line and long-duration treasury includes the short-term investments of the UCITS, its cash positions and possibly the positions counterparties taken via derivatives, particularly bonds and equities.

The fund is actively managed; sector allocations will vary over periods and do not reflect a commitment to an investment policy or sector.

## Main Lines in Portfolio (Source: Amundi)

	Portfolio
AMUNDI PRIME US TREASURY - UCITS ETF DR	11.34%
Amundi Eur Corporate Bond ETF DR-EURC	10.95%
ISHRS EUR CRP BD SRI 0-3 UCITS ETF DIST	9.96%
AM FLOATING RATE EURO CORPORATE 1-3 (C)	9.95%
LYX SMART C ETF(PAR)	8.30%
Amundi MSCI USA ETF Acc (USD) (DEU)	8.21%
Amundi USD Corporate Bond ETF Acc	6.90%
AMUNDI PRIME EURO GOVIES - UCITS ETF DR	5.33%
Amundi IS Gvt Bd Lwst Rtd Er InvGr ETF-C	3.97%
Amundi Italy BTP Govt Bd 10Y ETF Acc	3.38%

excluded Money Market funds

DIVERSIFIED ■

**Important information**

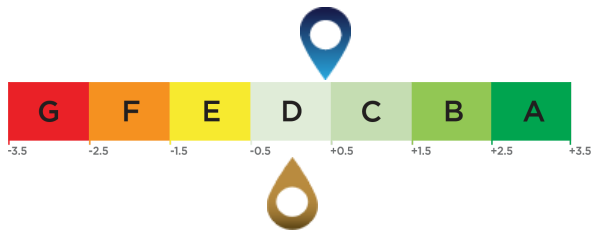
This document is of an informative, non-contractual and simplified nature. The main characteristics of the funds are mentioned in the legal documentation available on the AMF website or on request made to the main offices of the management company. The legal documentation will be sent to you prior to subscribing to a fund. The duration of the Fund is unlimited. To invest means to assume risks: the values of PPCVM stocks and shares are subject to market fluctuations and investments made may vary both upwards and downwards. Therefore, POCVM subscribers may lose all or part of the capital initially invested. Any person interested in investing in an OPCVM should, preferably prior to subscription, to ensure this is in accordance with their pertaining legislation as well as the tax consequences of such an investment and have knowledge of the valid legal documents of each OPCVM. The source of the data contained in this document is Amundi, unless otherwise mentioned. The date of the data contained herein is that indicated in the MONTHLY REPORT, unless otherwise stated.

DIVERSIFIED ■

**AVERAGE ESG RATING (source : Amundi)**

Environmental, social and governance rating

**ESG Investment Universe: 100% INDEX AMUNDI ESG RATING D**



**Investment Portfolio Score: 0.42**

**ESG Investment Universe Score<sup>1</sup>: 0.00**

**ESG Coverage (source : Amundi) \***

	Portfolio	ESG Investment Universe
Percentage with an Amundi ESG rating <sup>2</sup>	100.00%	100.00%
Percentage that can have an ESG rating <sup>3</sup>	86.37%	100.00%

\* Securities that can be rated on ESG criteria. The total may be different from 100% to reflect the real exposure of the portfolio (cash included).

**ESG Terminology**

**ESG criteria**

The criteria are extra-financial criteria used to assess the Environmental, Social and Governance practices of companies, states or local authorities:  
 "E" for Environment (energy and gas consumption levels, water and waste management, etc.).  
 "S" for Social/Society (respect for human rights, health and safety in the workplace, etc.).  
 "G" for Governance (independence of board of directors, respect for shareholders' rights, etc.)

**ESG Rating**

**The issuer's ESG rating:** each issuer is assessed on the basis of ESG criteria and obtains a quantitative score, the scale of which is based on the sector average. The score is translated into a rating on a scale from A (highest rating) to G (lowest rating). The Amundi methodology provides for a comprehensive, standardised and systematic analysis of issuers across all investment regions and asset classes (equities, bonds, etc.).

**ESG rating of the investment universe and the portfolio:** the portfolio and the investment universe are given an ESG score and an ESG rating (from A to G). The ESG score corresponds to the weighted average of the issuers' scores, calculated according to their relative weighting in the investment universe or in the portfolio, excluding liquid assets and non-rated issuers.

**Amundi ESG Mainstreaming**

In addition to complying with Amundi Responsible Investment Policy<sup>4</sup>, Amundi ESG Mainstreaming portfolios have an ESG performance objective that aims to achieve a portfolio ESG score above the ESG score of their ESG Investment universe.

<sup>1</sup> The investment universe reference is defined by either the fund's reference indicator or an index representative of the ESG-related investable universe.  
<sup>2</sup> Percentage of securities with an Amundi ESG rating out of the total portfolio (measured in weight).  
<sup>3</sup> Percentage of securities for which an ESG rating methodology is applicable out of total portfolio (measured in weight).  
<sup>4</sup> The updated document is available at <https://www.amundi.com/int/ESG>.

**Sustainability Level (source : Morningstar)**



The sustainability level is a rating produced by Morningstar that aims to independently measure the level of responsibility of a fund based on the values in the portfolio. The rating ranges from very low (1 Globe) to very high (5 Globes).

Source Morningstar ©  
 Sustainability Score - based on corporate ESG risk analysis provided by Sustainalytics used in the calculation of Morningstar's sustainability score.  
 © 2024 Morningstar. All rights reserved. The information contained here: (1) is owned by Morningstar and / or its content providers; (2) may not be reproduced or redistributed; and (3) are not guaranteed to be accurate, complete or timely. Neither Morningstar nor its content providers are responsible for any damages or losses arising from the use of this information. Past performance is no guarantee of future results. For more information on the Morningstar Rating, please see their website [www.morningstar.com](http://www.morningstar.com).