

Explore the broadening of the rally with Europe

Equities and commodities such as gold touched historical highs in May. The stocks rally broadened to Europe, the UK and China after the Fed paved the way for a dovish environment. In line US inflation also boosted sentiment. On the other hand, corporate earnings proved better than expected in the US and Europe. Looking ahead, central banks, the inflation/growth mix, earnings strength and geopolitical risks will shape the global economy and markets:

- **Outlook marginally improving.** We upgrade this year's economic growth expectations for the Eurozone and the UK due to domestic demand and slowing inflation. The US should remain resilient in the first half, but slowing wage growth and consumer delinquencies may weigh on the economy later.
- **Temporary decoupling of the Fed with Europe.** The disinflationary process in Europe and the UK will allow central banks to reduce rates, possibly ahead of the Fed. US inflation readings are crucial for the Fed to decide on the timing of the first rate cut. We expect 75bps of cuts this year.
- **US-China geopolitical rivalry calls for a strategic rethink in Europe.** Europe is unlikely to alienate the US or China completely because of their importance for trade. The region also needs to balance its priorities around fiscal impetus and sustainability, low productivity (vs. the US) and investments related to the green transition that may fill the fiscal lag.
- **Mixed picture for China.** Temporary relief measures to boost the real estate sector do not address the main issue of weak demand. But exports have been encouraging, leading us to be vigilant on these two factors.

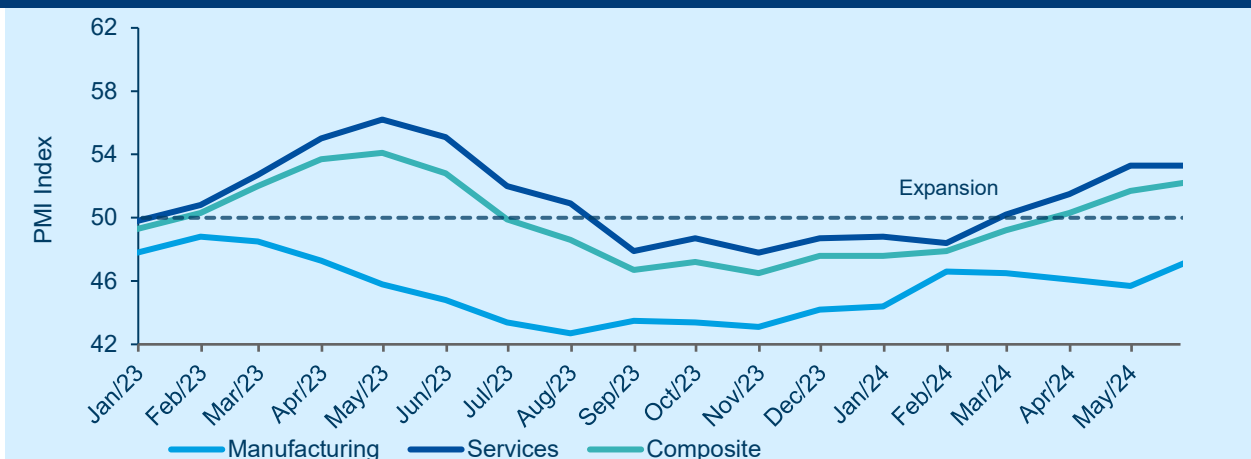


VINCENT MORTIER
GROUP CIO



MATTEO GERMANO
DEPUTY GROUP CIO

A progressively better outlook for Europe




Source: Amundi Investment Institute, Bloomberg, as on 27 May 2024. Purchasing Managers' Index for the Eurozone.

Markets are likely to remain range bound, with possible episodes of volatility if inflation accelerates or geopolitical risks escalate. We outline below our main convictions across asset classes:

- **The confirmation of a late-cycle environment leads us to stay mildly positive on equities, with some regional adjustments.** In developed markets, we move to neutral from positive on Japan and we see scope for rebalancing in favour of the UK, European small caps and the US. While the US is displaying strong earnings, Europe should benefit from the moderately resilient economic environment and rate cuts. In government bonds, we are positive on the US and core Europe, along with Italy. In credit, valuations in Euro investment grade are attractive. We also look for selective opportunities across emerging markets and see oil as providing protection from geopolitical risks.
- **In fixed income**, subsiding US inflation enables us to keep our constructive and active view on US Treasuries. While we are positive on UK government bonds, we remain neutral on Europe and cautious on Japan. Credit markets were very receptive to the new issues this year in the US, thanks to the attractive yields on offer before the Fed starts to cut rates. This is a major risk; if inflation remains sticky, the Fed may be forced to delay cuts which could impact the stability of low-quality companies that have excessive debt. Hence, we favour investment grade over high yield, both in Europe and the US.
- **We notice rotation opportunities in equities towards segments that show earnings strength and attractive valuations.** Thus, we avoid the expensive growth names and US megacaps. Instead, we prefer equal-weighted indices and do not shy away from going down the market capitalisation spectrum in search of quality. Sector wise, we like banks and are exploring the energy sector. In Europe, we maintain a balanced stance through defensive and cyclical names. Our overall tilt towards value and quality stocks remains in place.
- **EM bonds offer ample opportunities.** We still prefer hard currency to local currency debt and from a regional view we like Latin America and EMEA (Hungary, South Africa) owing to robust carry. Asia is another important source of idiosyncratic opportunities, with countries such as India standing out. Even in equities, we keep a positive stance.

Expectations of monetary easing by central banks may support areas that show earnings resilience and are attractively priced.

Overall risk sentiment

Risk off  **Risk on**

In an environment of mild economic growth and potential rate cuts, we stay marginally constructive on risk assets, tilted towards areas of earnings resilience.

Overall risk sentiment is a qualitative view towards risk assets (credit, equity, commodities) expressed by the various investment platforms and shared at the global investment committee (GIC) held on 23 May 2024. It reflects views over a one month horizon, from one GIC to the other. Our stance may be adjusted to reflect changes in the market and economic backdrop.

ECB= European Central Bank, DM= Developed Markets, EM = Emerging Markets, CBs = central banks, IG = investment grade, HY = high yield, BTPs = Italian government bonds, JBGs = Japanese government bonds. For other definitions see the last page of this document.

Changes vs previous month

- Cross asset: Neutral on Japanese equities, but positive on the UK, Europe and the US.

Three hot questions

1

What's your view on the US economy this year?

We expect the US economy to slow as the effects of high real interest rates become more evident on domestic demand. US labour markets are cooling and consumer delinquencies are rising for the more stressed households. A deterioration in consumer sentiment may lead to a pullback in consumer spending, more likely in the second half of the year. On the other hand, the progress on disinflation is likely to continue, and this should give the Fed confidence to cut interest rates in the second half. Overall, the Fed is likely to stay vigilant on inflation, particularly on the more sticky components.

Investment consequences ■ Cross asset: Positive on US duration.

2

How will central banks' policies affect the USD?

Our expectations of delayed rate cuts by the Fed (compared to other global central banks) support the USD in the near term, owing to the high rates advantage. In some countries (namely the Nordics, Switzerland, Canada, etc.), the private sector is already showing weakness. Central banks in these countries have bigger incentives to cut policy rates to stimulate their economies. However, we do not expect a huge upside in the dollar, given that the ECB and the BoE are unlikely to diverge too much from the Fed in their policy actions. Once the Fed starts its rate cutting cycle, we expect the USD to gradually weaken.

Investment consequences ■ EUR/USD target maintained at 1.12 for Q1 2025.

3

How are corporate earnings turning out this season?

The earnings season for the first quarter (Q1) of the year has been above expectations, both in the US and in Europe. We also saw a resurgence of buybacks. In the US, as of 17 May, about 93% of companies in the S&P 500 had reported, and blended earnings (actual numbers for companies that have reported and market estimates for those that haven't) are forecasted to grow by 7.6%, led mainly by the communication services, technology and consumer discretionary sectors. In Europe, Q1 is expected to be the fourth consecutive quarter of negative growth, but results are still likely to be better than expectations.

Investment consequences ■ Constructive on UK; monitoring European small caps.
■ Positive on US equal weighted, quality and value.

We expect risk assets to remain range bound in the near term, and believe rotation opportunities may open as markets renew their focus on valuations and concentration risks.

**MONICA
DEFEND**
HEAD OF AMUNDI
INVESTMENT
INSTITUTE



MULTI-ASSET

Regional divergences call for rotation

The economic backdrop in countries such as the US has proved to be better than expected so far, which has helped to lift market sentiment. For the second half of the year, we expect a deceleration in the US economy and a small risk of an inflation reacceleration. We also acknowledge that valuations are high. Hence, despite the strong market momentum, we prefer not to increase risk substantially and rebalance our stance to take into account earnings resilience and the slightly better outlook in pan-Europe.

In developed markets, we downgrade Japan to neutral but upgrade UK equities, which are more oriented towards the value and defensive styles. They should also benefit from rate cuts and resilient oil prices. At the same time, we turn marginally positive on US, and European small caps. While the former are displaying strong earnings momentum, the latter will find support from the slightly resilient economy and policy easing by the ECB. On EM, we remain optimistic on select countries in Asia and Latin America.

In bonds, the upward yield movement this year and falling US inflation enable us to remain constructive on US duration. We also maintain our steepening stance on US and Canadian yield curves. In Europe, we are positive and believe the ECB will reduce rates more than the Fed. Our relative stance in favour of Italian BTPs vs German Bunds remains in place amid the limited idiosyncratic risks coming from Italy. We maintain a cautious view on Japan, which also acts as a diversifier.

In credit, EU IG may benefit from strong fundamentals and the ECB’s clear willingness to normalise policy, but we are cautious on HY. In EM bonds, we are positive due to falling price pressures in the region and attractive carry, although we acknowledge the risks from the strong dollar and Fed policy.

The divergences between central bank policies in Europe and the US allow us to stay constructive on the USD against currencies such as the SEK and CHF, where central banks have already started cutting rates. We are also constructive on JPY/CHF due to the former’s attractive valuations, and in EM, on BRL/EUR and INR/CNH for carry reasons.

Finally, we think volatility on US inflation is a risk and investors should consider safeguards. We also keep a small positive view on oil to protect from rising geopolitical tensions.

AUTHORS

FRANCESCO SANDRINI


HEAD OF MULTI-ASSET STRATEGIES

JOHN O'TOOLE

HEAD OF MULTI-ASSET INVESTMENT SOLUTIONS

We see rotation opportunities in developed markets equities, particularly in areas that have lagged behind in this year's rally.

Amundi Cross-Asset Convictions



Source: Amundi. The table represents a cross-asset assessment on a three- to six-month horizon based on views expressed at the most recent global investment committee held on 24 April 2024. The outlook, changes in outlook and opinions on the asset class assessment reflect the expected direction (+/-) and the strength of the conviction (+/++). This assessment is subject to change and includes the effects of hedging components. FX = foreign exchange, BTP = Italian government bonds, BoJ = Bank of Japan, JGB = Japanese govt. bonds, BoE = Bank of England, NIRP = Negative interest rate policy, DM = Developed markets, EM = Emerging markets. For other definitions and currency abbreviations see the last page.

FIXED INCOME

Decelerating inflation paints a positive picture for bonds

Soft data in the form of consumer surveys are pointing to weakness ahead in the US, along with cooling inflation and labour markets. The last two are the main factors the Fed, currently in pause, will need to consider in terms of judging when to start cutting rates. Across the Atlantic, the story is similar for the ECB and the Bank of England, which are keenly monitoring progress on wage growth and price pressures. But the difference (with the Fed) lies in the degree of expected monetary easing. While nuances in global bonds persist, we think it is a good time to explore US and UK duration in an overall active approach. In addition, corporate credit in Europe and emerging markets bonds also offer opportunities.

| Global & European fixed income | US fixed income | EM bonds |
|--|---|--|
| <ul style="list-style-type: none"> ▪ We are close to neutral on European duration and slightly positive on the UK. But in light of the fluid economic environment and upward pricing of yields this year, we stay very active. ▪ On Japanese duration, we are slightly cautious (slightly less than before) because of the risks of higher rates in the country. ▪ In credit, we prefer IG to HY and see value in European financials. But there is selective value in Euro HY in the higher-rated names. | <ul style="list-style-type: none"> ▪ In an overall agile approach, we are constructive on duration, particularly on the front end (1-5Y) of the yield curve. ▪ High quality is the main theme for us in credit, where we prefer financials to industrials, IG to HY and we also see value in shorter maturities. We are cautious on businesses with excessive debt that are facing high interest costs. ▪ Agency mortgages are attractive from a long-term view. | <ul style="list-style-type: none"> ▪ The higher-for-longer rates narrative from the Fed is putting some pressure on EM debt, but we stay positive with a selective mindset. ▪ On hard currency debt, we are positive amid a supportive macro backdrop. ▪ Valuations and carry are attractive in HY vs. IG and thus we maintain our preference for the former. ▪ In local currency debt, we explore high yielding countries such as those in Latin America. |

Bonds to stay in demand as US Treasury yields exceed earnings yields



Source: Amundi Investment Institute, Bloomberg. Latest weekly data as 24 May 2024. Number less than 0 = bond yields higher than earnings yield. Earnings yield for S&P 500 and bond yields for 10Y US Treasuries.

AUTHORS

AMAURY D'ORSAY
HEAD OF FIXED INCOME

YERLAN SYZDYKOV
GLOBAL HEAD OF EMERGING MARKETS

MARCO PIRODINI
CIO OF US INVESTMENT MANAGEMENT

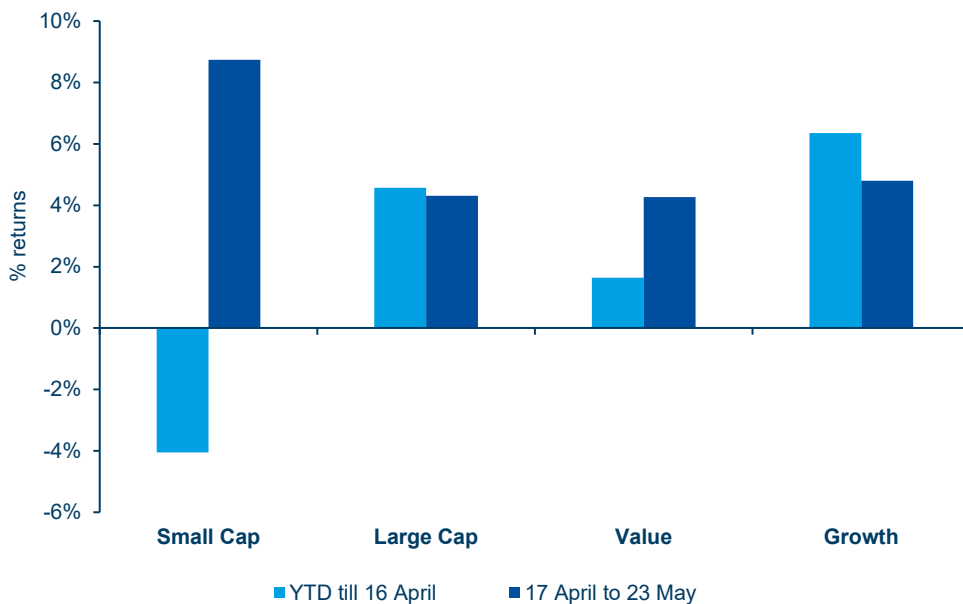
EQUITIES

Use earnings resilience to play the shift in equities

Markets are still characterised by anomalies, even though we are observing some underlying shifts in favour of segments that have lagged behind in this year’s rally, such as value and small caps. In order to assess whether these shifts will continue, we assess the overall economic backdrop, the earnings strength of companies and corporate commentaries especially related to inflation, costs, artificial intelligence (AI) etc. While inflationary pressures are abating, we think the AI-driven benefits to companies and economies will take time to materialise. Thus, fundamental analysis remains a key pillar in our decisions, and we pay particularly attention to factors such as strategy, product differentiation and the intellectual property of companies. In particular, we see strong potential for quality and value in the US, Europe and EM.

| European equities | US & global equities | EM equities |
|---|---|---|
| <ul style="list-style-type: none"> Our barbell stance towards defensive and cyclical sectors is maintained. Overall, we think cyclicals are expensive vs. defensive, and earnings do not support this premium. We favour good quality businesses with attractive valuations and are driven by secular themes. At a sector level, we are positive on consumer staples (slightly less than before) and healthcare. However, we are cautious on the technology sector. | <ul style="list-style-type: none"> We expect a mild deceleration in the US, and thus remain cautious on the cyclical parts. But we do not ignore quality businesses that are attractively priced. For instance, we like select names in financials, energy, materials where business models are sustainable. In industrials, valuations are high and here we prefer the less-cyclical areas. Overall, we seek to minimise our risks on macro factors by identifying idiosyncratic risks. | <ul style="list-style-type: none"> We are positive on EM, driven by the strong demand and economic growth. Countries such as South Korea (corporate governance, dividend story), Indonesia and India should do well. On China, we think recent measures to support the real estate sector are encouraging, but the size of the support was not huge. We stay vigilant. Elsewhere, Brazil is another opportunity in LatAm but we are monitor fiscal issues. |

The trend in European equities is broadening



Source: Amundi Investment Institute, Bloomberg, 23 May 2024. MSCI Indices for Europe.

AUTHORS

BARRY GLAVIN

HEAD OF EQUITY PLATFORM

YERLAN SYZDYKOV

GLOBAL HEAD OF EMERGING MARKETS

MARCO PIRONDINI

CIO OF US INVESTMENT MANAGEMENT

VIEWS

Amundi asset class views

In focus this month

- **EU HY:** The higher for longer interest rate environment is weighing more on lower-rated (CCC) companies with excessive debt and refinancing needs. In contrast, the picture is better for BB and B rated names. Our focus is on short-term maturities.

Equity and global factors

| Regions | Change vs M-1 | -- | - | = | + | ++ | Global Factors | Change vs M-1 | -- | - | = | + | ++ |
|-------------|---------------|----|---|---|---|----|----------------|---------------|----|---|---|---|----|
| US | | | | ◆ | | | Growth | | | | ◆ | | |
| Europe | ▲ | | | | ◆ | | Value | | | | | ◆ | |
| Japan | ▼ | | | ◆ | | | Small caps | | | | | ◆ | |
| EM | | | | | ◆ | | Quality | | | | | ◆ | |
| China | | | | ◆ | | | Low Volatility | | | | ◆ | | |
| EM ex China | | | | | ◆ | | Momentum | | | | ◆ | | |
| India | | | | | ◆ | | High Dividend | | | | ◆ | | |

Fixed income & FX

| Govies | Change vs M-1 | -- | - | = | + | ++ | Credit | Change vs M-1 | -- | - | = | + | ++ |
|-------------|---------------|----|---|---|---|----|--------|---------------|----|---|---|---|----|
| US | | | | ◆ | | | US IG | | | | ◆ | | |
| EU core | | | | ◆ | | | US HY | | | ◆ | | | |
| EU periph. | | | | ◆ | | | EU IG | | | | | ◆ | |
| UK | | | | ◆ | | | EU HY | | | ◆ | | | |
| Japan | | ◆ | | | | | | | | | | | |
| EM Bonds | Change vs M-1 | -- | - | = | + | ++ | FX | Change vs M-1 | -- | - | = | + | ++ |
| China govt. | | | | ◆ | | | USD | | | | | ◆ | |
| India govt. | | | | | ◆ | | EUR | | | | ◆ | | |
| EM HC | | | | | ◆ | | GBP | | | | ◆ | | |
| EM LC | | | | ◆ | | | JPY | | | | | ◆ | |
| EM corp. | | | | | ◆ | | CNY | | | ◆ | | | |

Source: Summary of views expressed at the most recent global investment committee held on **23 May 2024**. Views relative to a EUR-based investor. Views range from double minus to double positive, = refers to a neutral stance. This material represents an assessment of the market at a specific time and is not intended to be a forecast of future events or a guarantee of future results. This information should not be relied upon by the reader as research, investment advice or a recommendation regarding any fund or any security in particular. This information is strictly for illustrative and educational purposes and is subject to change. This information does not represent the actual current, past or future asset allocation or portfolio of any Amundi product. FX table shows absolute FX views of the Global Investment Committee.

In an increasingly complex and changing world, investors have expressed a critical need to better understand their environment and the evolution of investment practices in order to define their asset allocation and help construct their portfolios. Situated at the heart of the global investment process, the Amundi Investment Institute's objective is to provide thought leadership, strengthen the advice, training and daily dialogue on these subjects across all assets for all its clients – distributors, institutions and corporates. The Amundi Investment Institute brings together Amundi's research, market strategy, investment insights and asset allocation advisory activities. Its aim is to project the views and investment recommendations of Amundi.

Visit us on:



Discover more of Amundi's insights at
www.amundi.com



Contributors

BERTINO Claudia, Head of Amundi Investment Insights & Publishing

FIOROT Laura, Head of Investment Insights & Client Division

CARULLA Poi, Investment Insights and Client Division Specialist

DHINGRA Ujjwal, Investment Insights and Client Division Specialist

NIALL Paula, Investment Insights and Client Division Specialist

PANELLI Francesca, Investment Insights and Client Division Specialist

DEFINITION ABBREVIATIONS

Currency abbreviations: USD – US dollar, BRL – Brazilian real, JPY – Japanese yen, GBP – British pound sterling, EUR – Euro, CAD – Canadian dollar, SEK – Swedish krona, NOK – Norwegian krone, CHF – Swiss Franc, NZD – New Zealand dollar, AUD – Australian dollar, CNY – Chinese Renminbi, CLP – Chilean Peso, MXN – Mexican Peso, IDR – Indonesian Rupiah, RUB – Russian Ruble, ZAR – South African Rand, TRY – Turkish lira, KRW – South Korean Won, THB – Thai Baht, HUF – Hungarian Forint.

IMPORTANT INFORMATION

The MSCI information may only be used for your internal use, may not be reproduced or disseminated in any form and may not be used as a basis for or a component of any financial instruments or products or indices. None of the MSCI information is intended to constitute investment advice or a recommendation to make (or refrain from making) any kind of investment decision and may not be relied on as such. Historical data and analysis should not be taken as an indication or guarantee of any future performance analysis, forecast or prediction. The MSCI information is provided on an "as is" basis and the user of this information assumes the entire risk of any use made of this information. MSCI, each of its affiliates and each other person involved in or related to compiling, computing or creating any MSCI information (collectively, the "MSCI Parties") expressly disclaims all warranties (including, without limitation, any warranty of originality, accuracy, completeness, timeliness, non-infringement, merchantability and fitness for a particular purpose) with respect to this information. Without limiting any of the foregoing, in no event shall any MSCI Party have any liability for any direct, indirect, special, incidental, punitive, consequential (including, without limitation, lost profits) or any other damages. (www.msccibarra.com). The Global Industry Classification Standard (GICS) SM was developed by and is the exclusive property and a service mark of Standard & Poor's and MSCI. Neither Standard & Poor's, MSCI nor any other party involved in making or compiling any GICS classifications makes any express or implied warranties or representations with respect to such standard or classification (or the results to be obtained by the use thereof), and all such parties hereby expressly disclaim all warranties of originality, accuracy, completeness, merchantability or fitness for a particular purpose with respect to any of such standard or classification. Without limiting any of the foregoing, in no event shall Standard & Poor's, MSCI, any of their affiliates or any third party involved in making or compiling any GICS classification have any liability for any direct, indirect, special, punitive, consequential or any other damages (including lost profits) even if notified of the possibility of such damages.

This document is solely for informational purposes. This document does not constitute an offer to sell, a solicitation of an offer to buy, or a recommendation of any security or any other product or service. Any securities, products, or services referenced may not be registered for sale with the relevant authority in your jurisdiction and may not be regulated or supervised by any governmental or similar authority in your jurisdiction. Any information contained in this document may only be used for your internal use, may not be reproduced or redisseminated in any form and may not be used as a basis for or a component of any financial instruments or products or indices. Furthermore, nothing in this document is intended to provide tax, legal, or investment advice. Unless otherwise stated, all information contained in this document is from Amundi Asset Management S.A.S. and is as of **30 May 2024**. Diversification does not guarantee a profit or protect against a loss. This document is provided on an "as is" basis and the user of this information assumes the entire risk of any use made of this information. Historical data and analysis should not be taken as an indication or guarantee of any future performance analysis, forecast or prediction. The views expressed regarding market and economic trends are those of the author and not necessarily Amundi Asset Management S.A.S. and are subject to change at any time based on market and other conditions, and there can be no assurance that countries, markets or sectors will perform as expected. These views should not be relied upon as investment advice, a security recommendation, or as an indication of trading for any Amundi product. Investment involves risks, including market, political, liquidity and currency risks. Furthermore, in no event shall Amundi have any liability for any direct, indirect, special, incidental, punitive, consequential (including, without limitation, lost profits) or any other damages due to its use. **Date of first use:** 30 May 2024.

Document issued by Amundi Asset Management, "société par actions simplifiée" - SAS with a capital of €1,143,615,555 - Portfolio manager regulated by the AMF under number GP04000036 - Head office: 91-93 boulevard Pasteur, 75015 Paris - France - 437 574 452 RCS Paris - www.amundi.com.