

Periodic disclosure for the financial products referred to in Article 8, paragraphs 1, 2 and 2a, of Regulation (EU) 2019/2088 and Article 6, first paragraph, of Regulation (EU) 2020/852

**Product name:** AMUNDI S&P 500 EQUAL WEIGHT ESG LEADERS UCITS ETF

**Legal entity identifier:** 2138007M6OEXDENVTF82

## Environmental and/or social characteristics

Did this financial product have a sustainable investment objective?



Yes



No

X



It made **sustainable investments with an environmental objective:**

\_\_\_\_\_



in economic activities that qualify as environmentally sustainable under the EU Taxonomy



in economic activities that do not qualify as environmentally sustainable under the EU Taxonomy



It made a **sustainable investments with a social objective:** \_\_\_\_\_



It promoted **Environmental/Social (E/S) characteristics** and while it did not have as its objective a sustainable investment, it had a proportion of **43.42%** of sustainable investments



with an environmental objective in economic activities that qualify as environmentally sustainable under the EU Taxonomy



with an environmental objective in economic activities that do not qualify as environmentally sustainable under the EU Taxonomy



with a social objective



It promoted E/S characteristics, but **did not make any sustainable investments**



To what extent were the environmental and/or social characteristics promoted by this financial product met?

The environmental and/or social characteristics promoted by this financial product are met through the tracking of the S&P 500 Equal Weight ESG Leaders Select Index. The Index is an equity broad-based, equal weight index that measures the performance of securities meeting sustainability criteria, while maintaining similar overall industry group weight as the S&P 500 Equal Weight Index (the "Parent Index"). The Parent Index is the equal-weight version of the S&P 500 index representative of the largest companies listed in the USA. The index is constructed by the index provider by applying filters. The Product Strategy is also relying on systematic exclusions policies (normative and sectorials) as further described in Amundi Responsible Investment policy.

● **How did the sustainability indicators perform?**

As of 31/10/2024 (the last rebalancing date) the S&P DJI ESG Scores of the index is 71.07

**Sustainable investment** means an investment in an economic activity that contributes to an environmental or social objective, provided that the investment does not significantly harm any environmental or social objective and that the investee companies follow good governance practices.

The **EU Taxonomy** is a classification system laid down in Regulation (EU) 2020/852, establishing a list of **environmentally sustainable economic activities**. That Regulation does not lay down a list of socially sustainable economic activities. Sustainable investments with an environmental objective might be aligned with the Taxonomy or not.

**Sustainability indicators** measure how the environmental or social characteristics

promoted by the financial product are attained.

- **... and compared to previous periods?**

At the end of the previous period, the S&P DJI ESG Score of the index was 80.63.

- **What were the objectives of the sustainable investments that the financial product partially intends to make and how did the sustainable investment contribute to such objectives?**

The objectives of the sustainable investments are to invest in investee companies that seek to meet two criteria:

1. follow best environmental and social practices; and
2. avoid making products or providing services that harm the environment and society.

In order for the investee company to be deemed to contribute to the above objective it must be a "best performer" within its sector of activity on at least one of its material environmental or social factors.

The definition of "best performer" relies on Amundi's proprietary ESG methodology which aims to measure the ESG performance of an investee company. In order to be considered a "best performer", an investee company must perform with the best top three rating (A, B or C, out of a rating scale going from A to G) within its sector on at least one material environmental or social factor. Material environmental and social factors are identified at a sector level. The identification of material factors is based on Amundi ESG analysis framework which combines extra-financial data and qualitative analysis of associated sector and sustainability themes. Factors identified as material result in a contribution of more than 10% to the overall ESG score. For energy sector for example, material factors are: emissions and energy, biodiversity and pollution, health and security, local communities and human rights. For a more complete overview of sectors and factors, please refer to the Amundi ESG Regulatory Statement available at [www.amundi.lu](http://www.amundi.lu)

To contribute to the above objectives, the investee company should not have significant exposure to activities (e.g.tobacco, weapons, gambling, coal, aviation, meat production, fertilizer and pesticide manufacturing, single-use plastic production) not compatible with such criteria.

The sustainable nature of an investment is assessed at investee company level.

- **How did the sustainable investments that the financial product partially made not cause significant harm to any environmental or social sustainable investment objective?**

To ensure sustainable investments do no significant harm ('DNSH'), Amundi utilises two filters:

The first DNSH filter relies on monitoring the mandatory Principal Adverse Impacts indicators in Annex 1, Table 1 of the RTS where robust data is available (e.g.GHG intensity of investee companies) via a combination of indicators (e.g.carbon intensity) and specific thresholds or rules (e.g. that the investee company's carbon intensity does not belong to the last decile of the sector).

Amundi already considers specific Principle Adverse Impacts within its exclusion policy as part of Amundi's Responsible Investment Policy. These exclusions, which apply on the top of the tests detailed above, cover the following topics: exclusions on controversial weapons, violations of UN Global Compact principles, coal and tobacco.

Beyond the specific sustainability factors covered in the first filter, Amundi has defined a second filter, which does not take the mandatory Principal Adverse Impact indicators above into account, in order to verify that the company does not badly perform from an overall environmental or social standpoint compared to other companies within its sector which corresponds to an environmental or social score superior or equal to E using Amundi's ESG rating.

- **How were the indicators for adverse impacts on sustainability factors taken into account?**

The indicators for adverse impacts have been taken into account as detailed in the first do not significant harm (DNSH) filter above.

**Principal adverse impacts** are the most significant negative impacts of investment decisions on sustainability factors relating to environmental, social and employee matters, respect for human rights, anti-corruption and anti-bribery matters.

The first DNSH filter relies on monitoring of mandatory Principal Adverse Impacts indicators in Annex 1, Table 1 of the Delegated Regulation (EU) 2022/1288 where robust data is available via the combination of following indicators and specific thresholds or rules:

- Have a CO2 intensity which does not belong to the last decile compared to other companies within its sector (only applies to high intensity sectors), and
- Have a Board of Directors' diversity which does not belong to the last decile compared to other companies within its sector, and
- Be cleared of any controversy in relation to work conditions and human rights.
- Be cleared of any controversy in relation to biodiversity and pollution

Amundi already considers specific Principle Adverse Impacts within its exclusion policy as part of Amundi's Responsible Investment Policy. These exclusions, which apply on the top of the tests detailed above, cover the following topics: exclusions on controversial weapons, Violations of UN Global Compact principles, coal and tobacco.

– ***Were sustainable investments aligned with the OECD Guidelines for Multinational Enterprises and the UN Guiding Principles on Business and Human Rights? Details:***

Yes, the OECD Guidelines for Multinational Enterprises and the UN Guiding Principles on Business and Human Rights are integrated into our ESG scoring methodology. Our proprietary ESG rating tool assesses issuers using available data from our data providers. For example the model has a dedicated criteria called "Community Involvement & Human Rights" which is applied to all sectors in addition to other human rights linked criteria including socially responsible supply chains, working conditions, and labour relations. Furthermore, we conduct controversy monitoring on a, at minimum, quarterly basis which includes companies identified for human rights violations. When controversies arise, analysts evaluate the situation and apply a score to the controversy (using our proprietary scoring methodology) and determine the best course of action. Controversy scores are updated quarterly to track the trend and remediation efforts.

*The EU Taxonomy sets out a "do not significant harm" principle by which Taxonomy-aligned investments should not significantly harm EU Taxonomy objectives and is accompanied by specific EU criteria.*

The "do no significant harm" principle applies only to those investments underlying the financial product that take into account the EU criteria for environmentally sustainable economic activities. The investments underlying the remaining portion of this financial product do not take into account the EU criteria for environmentally sustainable economic activities.

*Any other sustainable investments must also not significantly harm any environmental or social objectives.*



**How did this financial product consider principal adverse impacts on sustainability factors?**

The product considers all the mandatory Principal Adverse Impacts as per Annex 1, Table 1 of the Delegated Regulation (EU) 2022/1288 applying to the product's strategy and relies on a combination of exclusion policies (normative and sectorial), engagement and voting approaches:

- Exclusion : Amundi has defined normative, activity-based and sector-based exclusion rules covering some of the key adverse sustainability indicators listed by the Disclosure Regulation.
- Engagement : Engagement is a continuous and purpose driven process aimed at influencing the activities or behaviour of investee companies. The aim of engagement activities can fall into two categories: to engage an issuer to improve the way it integrates

the environmental and social dimension, to engage an issuer to improve its impact on environmental, social, and human rights-related or other sustainability matters that are material to society and the global economy.

- Vote : Amundi's voting policy responds to a holistic analysis of all the long-term issues that may influence value creation, including material ESG issues. For more information, please refer to Amundi's Voting Policy .
- Controversies monitoring : Amundi has developed a controversy tracking system that relies on three external data providers to systematically track controversies and their level of severity. This quantitative approach is then enriched with an in-depth assessment of each severe controversy, led by ESG analysts and the periodic review of its evolution. This approach applies to all of Amundi's funds.



### What were the top investments of this financial product?

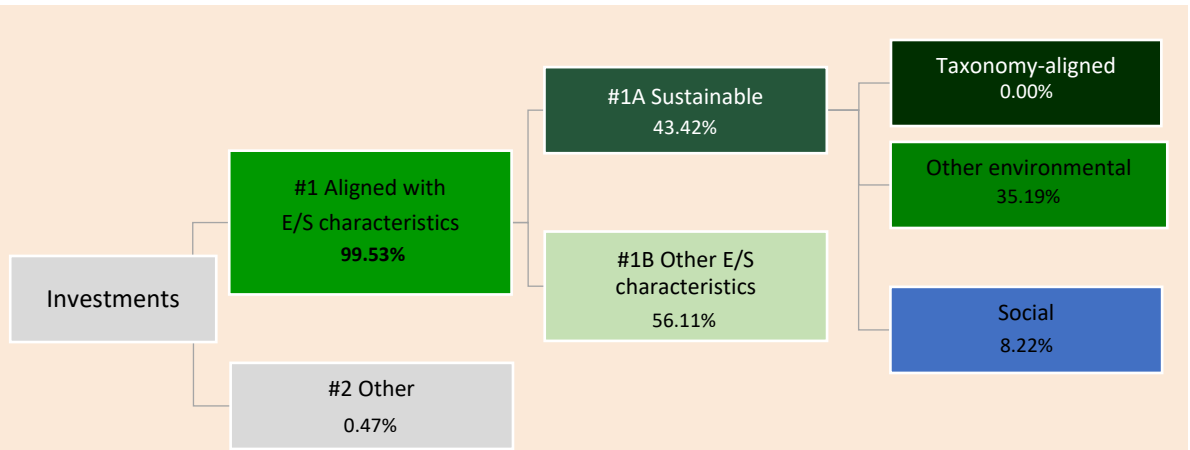
The list includes the investments constituting the **greatest proportion of investments** of the financial product during the reference period which is: **From 01/01/2024 to 31/12/2024**

Largest Investments	Sector	Sub-Sector	Country	% Assets
CENTENE CORP	Health Care	Health Care Equipment & Services	United States	0.62%
GLOBE LIFE INC	Financials	Insurance	United States	0.61%
APTIV PLC	Consumer Discretionary	Automobiles & Components	Jersey	0.60%
BECTON DICKINSON	Health Care	Health Care Equipment & Services	United States	0.59%
EXELON CORP	Utilities	Electric Utilities	United States	0.59%
GENERAL MOTORS CO	Consumer Discretionary	Automobiles & Components	United States	0.59%
ABBVIE INC	Health Care	Pharmaceuticals Biotech & Life Sciences	United States	0.59%
APPLE INC	Information Technology	Technology Hardware & Equipment	United States	0.59%
RALPH LAUREN	Consumer Discretionary	Consumer Durables & Apparel	United States	0.59%
METLIFE INC	Financials	Insurance	United States	0.59%
CISCO SYSTEMS INC	Information Technology	Technology Hardware & Equipment	United States	0.59%
VISA INC-CLASS A SHARES	Financials	Financial Services	United States	0.58%
KELLANOVA	Consumer Staples	Food, Beverage & Tobacco	United States	0.58%
SEMPRA	Utilities	Multi-Utilities	United States	0.58%
EDWARDS LIFESCIENCES CORP	Health Care	Health Care Equipment & Services	United States	0.58%



### What was the proportion of sustainability-related investments?

**What was the asset allocation?**



**Asset allocation** describes the share of investments in specific assets.

**#1 Aligned with E/S characteristics** includes the investments of the financial product used to attain the environmental or social characteristics promoted by the financial product.  
**#2 Other** includes the remaining investments of the financial product which are neither aligned with the environmental or social characteristics, nor are qualified as sustainable investments.  
 The category **#1 Aligned with E/S characteristics** covers:  
 - The sub-category **#1A Sustainable** covers environmentally and socially sustainable investments.  
 -The sub-category **#1B Other E/S characteristics** covers investments aligned with the environmental or social characteristics that do not qualify as sustainable investments.

**In which economic sectors were the investments made ?**

<i>Sector</i>	<i>Sub-Sector</i>	<i>% Assets</i>
<i>Industrials</i>	<i>Capital goods</i>	<i>10.22%</i>
<i>Health Care</i>	<i>Health Care Equipment &amp; Services</i>	<i>7.84%</i>
<i>Financials</i>	<i>Financial Services</i>	<i>7.84%</i>
<i>Real Estate</i>	<i>REITs</i>	<i>6.62%</i>
<i>Health Care</i>	<i>Pharmaceuticals Biotech &amp; Life Sciences</i>	<i>5.63%</i>
<i>Information Technology</i>	<i>Software &amp; Services</i>	<i>5.39%</i>
<i>Financials</i>	<i>Insurance</i>	<i>5.19%</i>

<i>Consumer Staples</i>	<i>Food, Beverage &amp; Tobacco</i>	<i>5.04%</i>
<i>Information Technology</i>	<i>Technology Hardware &amp; Equipment</i>	<i>4.47%</i>
<i>Information Technology</i>	<i>Semiconductors &amp; Semiconductor Equipment</i>	<i>4.36%</i>
<i>Materials</i>	<i>Chemicals</i>	<i>4.35%</i>
<i>Consumer Discretionary</i>	<i>Consumer Services</i>	<i>3.84%</i>
<i>Communication Services</i>	<i>Media &amp; Entertainment</i>	<i>3.30%</i>
<i>Consumer Discretionary</i>	<i>Consumer Discretionary Distribution &amp; Retail</i>	<i>3.30%</i>
<i>Financials</i>	<i>Banks</i>	<i>3.27%</i>
<i>Industrials</i>	<i>Transportation</i>	<i>2.76%</i>
<i>Industrials</i>	<i>Commercial &amp; Professional Services</i>	<i>2.76%</i>
<i>Consumer Discretionary</i>	<i>Consumer Durables &amp; Apparel</i>	<i>2.75%</i>
<i>Utilities</i>	<i>Electric Utilities</i>	<i>1.71%</i>
<i>Consumer Staples</i>	<i>Consumer Staples Distribution &amp; Retail</i>	<i>1.68%</i>
<i>Consumer Staples</i>	<i>Household &amp; Personal Products</i>	<i>1.67%</i>
<i>Consumer Discretionary</i>	<i>Automobiles &amp; Components</i>	<i>1.19%</i>
<i>Utilities</i>	<i>Multi-Utilities</i>	<i>1.14%</i>
<i>Materials</i>	<i>Metals &amp; Mining</i>	<i>1.02%</i>

<i>Communication Services</i>	<i>Telecommunication</i>	<i>0.56%</i>
<i>Materials</i>	<i>Containers &amp; Packaging</i>	<i>0.56%</i>
<i>Utilities</i>	<i>Water Utilities</i>	<i>0.55%</i>
<i>Real Estate</i>	<i>Real Estate Management &amp; Development</i>	<i>0.55%</i>
<i>Others</i>	<i>Others</i>	<i>0.00%</i>
<i>Forex</i>	<i>Forex</i>	<i>-0.04%</i>
<i>Cash</i>	<i>Cash</i>	<i>0.48%</i>

To comply with the EU Taxonomy, the criteria for **fossil gas** include limitations on emissions and switching to fully renewable power or low-carbon fuels by the end of 2035. For **nuclear energy**, the criteria include comprehensive safety and waste management rules

**Enabling activities** directly enable other activities to make a substantial contribution to an environmental objective.

**Transitional activities are** activities for which low-carbon



**To what extent were sustainable investments with an environmental objective aligned with the EU Taxonomy ?**

The fund promotes both environmental and social characteristics. While the fund did not commit to making investments aligned with the EU Taxonomy, during the reporting period the fund invested 0.00% in sustainable investments aligned with the EU Taxonomy.

● **Did the financial product invest in fossil gas and/or nuclear energy related activities complying with the EU Taxonomy<sup>1</sup> ?**

Yes:

In fossil gas       In nuclear energy

No

Reliable data regarding alignment with the EU Taxonomy fossil gas and nuclear energy was not available during the period.

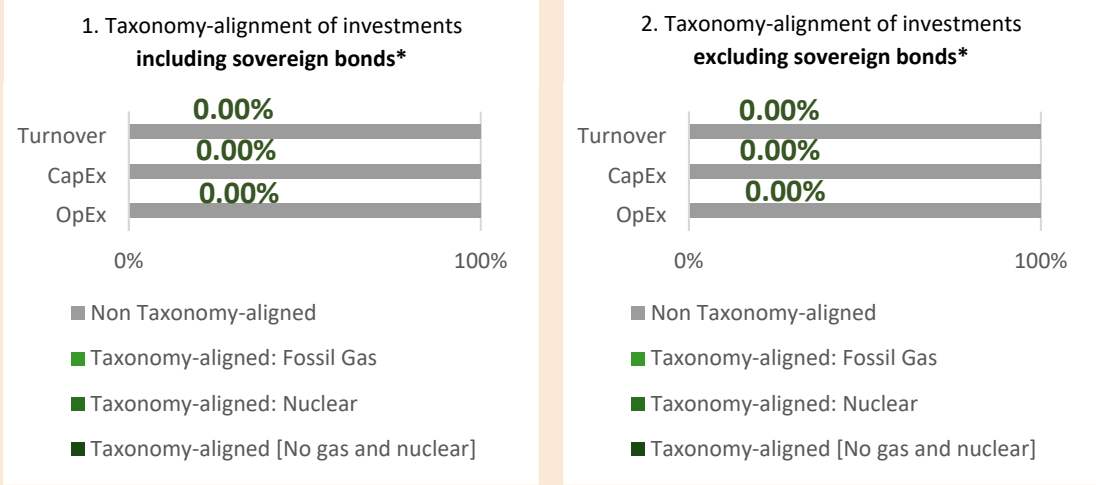
<sup>1</sup>Fossil gas and/or nuclear related activities will only comply with the EU Taxonomy where they contribute to limiting climate change ("climate change mitigation") and do no significant harm to any EU Taxonomy objective. The full criteria for fossil gas and nuclear energy economic activities that comply with the EU Taxonomy are laid down in Commission Delegated Regulation (EU) 2022/1214.

alternatives are not yet available and among others have greenhouse gas emission levels corresponding to the best performance.

**Taxonomy-aligned activities** are expressed as a share of:

- **turnover** reflecting the share of revenue from green activities of investee companies
- **capital expenditure (CapEx)** showing the green investments made by investee companies, e.g. for a transition to a green economy.
- **operational expenditure (OpEx)** reflecting green operational activities of investee companies.

**The graphs below show in green the percentage of investments that were aligned with the EU Taxonomy. As there is no appropriate methodology to determine the taxonomy-alignment of sovereign bonds\*, the first graph shows the Taxonomy alignment in relation to all the investments of the financial product including sovereign bonds, while the second graph shows the Taxonomy alignment only in relation to the investments of the financial product other than sovereign bonds.**




\* For the purpose of these graphs, 'sovereign bonds' consist of all sovereign exposures

● **What was the share of investments in transitional and enabling activities ?**

As of 31/12/2024, using turnover and/or green bond use-of-proceeds data as an indicator, the fund's share of investment in transitional activities was 0.00% and the share of investment in enabling activities was 0.00%. The reported alignment percentage of the investments of the fund with the EU Taxonomy has not been audited by the fund auditors or by any third party.

● **How did the percentage of investments that were aligned with the EU Taxonomy compare with previous reference periods ?**

At the end of the previous period: the percentage of investments with Taxonomy alignment was 0.00%.

 are sustainable investments with an environmental objective that **do not take into account the criteria** for environmentally sustainable economic activities under Regulation (EU) 2020/852.

 **What was the share of sustainable investments with an environmental objective not aligned with the EU Taxonomy ?**

The share of sustainable investments with environmental objective not aligned to taxonomy was **35.19%** at the end of the period. This is due to the fact that some issuers are considered sustainable investments under the SFDR Regulation but do have a portion of activities that are not aligned with EU taxonomy standards, or for which data is not yet available to perform an EU taxonomy assessment.

 **What was the share of socially sustainable investments ?**

The share of socially sustainable investments at the end of the period was 8.22%.





## What investments were included under “other”, what was their purpose and were there any minimum environmental or social safeguards ?

“#2 Other” includes cash and other instruments held for the purpose of liquidity and portfolio risk management. For unrated bonds and shares, minimum environmental and social safeguards are in place via controversy screening against the UN Global Compact Principles.



## What actions have been taken to meet the environmental and/or social characteristics during the reference period ?

This product is passively managed. Its investment strategy is to replicate the Index while minimizing the related tracking error. Binding elements in the Index methodology ensure environmental and/or social characteristics are met at each rebalancing date. The Product strategy is also relying on systematic exclusions policies (normative and sectorial) as further described in Amundi Responsible Investment policy .



## How did this financial product perform compared to the reference benchmark ?

This product is passively managed. Its investment strategy is to replicate the Index while minimizing the related tracking error.

### ● ***How does the reference benchmark differ from a broad market index ?***

The Index is an equity broad-based, equal weight index that measures the performance of securities meeting sustainability criteria, while maintaining similar overall industry group weight as the S&P 500 Equal Weight Index (the "Parent Index"). The Parent Index is the equal-weight version of the S&P 500 index representative of the largest companies listed in the USA.

### ● ***How did this financial product perform with regard to the sustainability indicators to determine the alignment of the reference benchmark with the environmental or social characteristics promoted?***

This product is passively managed. Its investment strategy is to replicate the Index while minimizing the related tracking error. As a result, the sustainability indicators of the Product performed overall in line with the ones of the Index.

### ● ***How did this financial product perform compared with the reference benchmark ?***

This product is passively managed. Its investment strategy is to replicate the Index while minimizing the related tracking error. As a result, the sustainability indicators of the Product performed overall in line with the ones of the Index.

### ● ***How did this financial product perform compared with the broad market index ?***

This product is passively managed. Its investment strategy is to replicate the Index while minimizing the related tracking error. A comparison of the Index replicated by the Sub Fund vs its Parent index has already been detailed on section How did the sustainability indicators perform ?

**Reference benchmarks** are indexes to measure whether the financial product attains the environmental or social characteristics that they promote.