

FAM SERIES UCITS ICAV - AMUNDI EUROPEAN EQUITY VALUE FAM FUND - Class I Acc - EUR Accumulating

FACTSHEET

31/03/2025

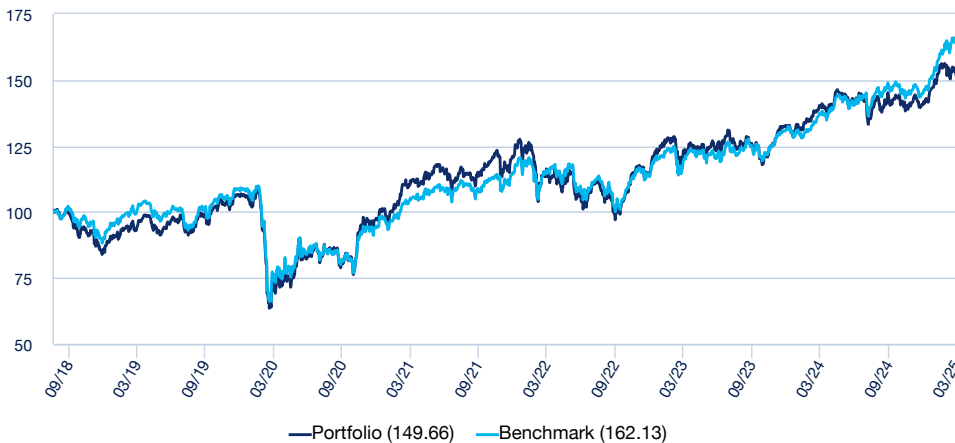
EQUITY ■

Key Information (Source: Amundi)

Net Asset Value (NAV) : 150.53 (EUR)
NAV and AUM as of : 31/03/2025
Assets Under Management (AUM) :
178.99 (million EUR)
ISIN code : IE00BFX1T95
Benchmark : 100% MSCI EUROPE VALUE

Returns (Source: Fund Admin) - Past performance does not predict future returns

Performance evolution (rebased to 100) from 20/08/2018 to 31/03/2025* (Source: Fund Admin)



Rolling performances * (Source: Fund Admin)

	YTD	1 month	3 months	1 year	3 years	5 years	10 years	Since
Since	31/12/2024	28/02/2025	31/12/2024	28/03/2024	31/03/2022	31/03/2020	-	20/08/2018
Portfolio	5.80%	-3.33%	5.80%	6.61%	31.92%	106.32%	-	49.66%
Benchmark	11.33%	-0.76%	11.33%	18.03%	41.41%	112.13%	-	62.13%
Spread	-5.53%	-2.57%	-5.53%	-11.42%	-9.49%	-5.81%	-	-12.47%

Calendar year performance * (Source: Fund Admin)

	2024	2023	2022	2021	2020	2019	2018	2017	2016	2015
Portfolio	6.64%	16.67%	-5.84%	24.38%	-8.23%	23.07%	-	-	-	-
Benchmark	11.18%	15.60%	-1.08%	21.82%	-12.91%	19.56%	-	-	-	-
Spread	-4.53%	1.06%	-4.76%	2.56%	4.67%	3.51%	-	-	-	-

* Source: Fund Admin. The above results pertain to full 12-month period per calendar year. All performances are calculated net income reinvested and net of all charges taken by the Sub-Fund and expressed with the round-off superior. The value of investments may vary upwards or downwards according to market conditions.

Sub-Fund Statistics (Source: Amundi)

Total portfolio holdings 42

Top ten issuers (% assets, source: Amundi)

	Portfolio
PRUDENTIAL PLC	2.64%
ALLIANZ SE	2.63%
SHELL PLC	2.58%
DEUTSCHE TELEKOM AG	2.56%
BNP PARIBAS SA	2.55%
HSBC HOLDINGS PLC	2.54%
NATIONAL GRID PLC	2.52%
INTESA SANPAOLO SPA	2.52%
NOVARTIS AG	2.47%
ROCHE HOLDING AG	2.47%
Total	25.47%

The holdings listed should not be considered recommendations to buy or sell any particular security listed.

Risk analysis (rolling) (Source: Fund Admin)

	1 year	3 years	5 years
Portfolio volatility	11.86%	14.34%	19.25%
Benchmark volatility	9.97%	12.50%	16.13%
Ex-post Tracking Error	4.43%	4.89%	5.39%
Portfolio Information ratio	-2.49	-0.47	-0.14
Sharpe ratio	0.42	0.53	0.78
Beta	1.11	1.08	1.16

Performance analytics (Source: Fund Admin)

	Inception to date
Maximum drawdown	-41.29%
Recovery period (days)	355
Worst month	03/2020
Lowest return	-22.30%
Best month	11/2020
Highest return	23.18%

EQUITY ■

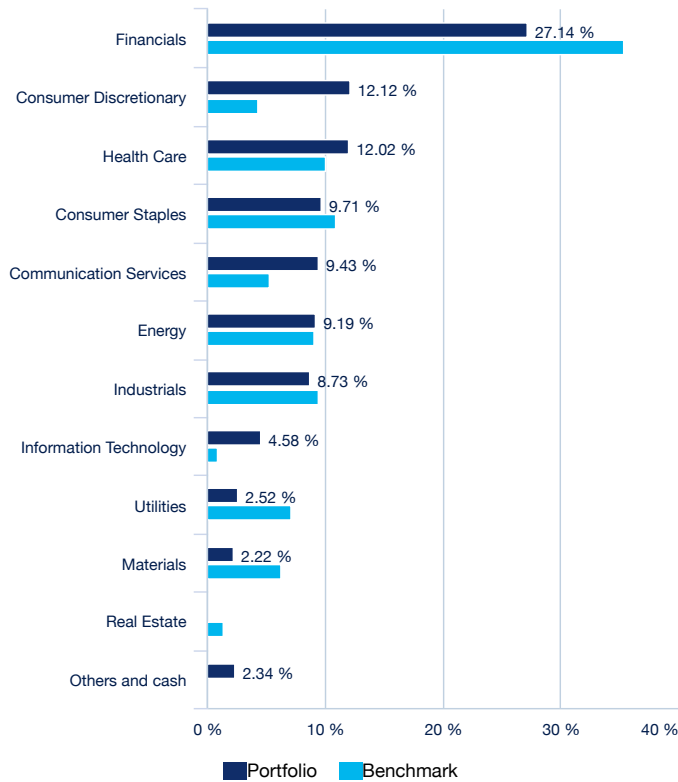
Portfolio Breakdown (Source: Amundi group)

Main overweights (% assets, source: Amundi)

	Portfolio	Benchmark	Spread (P - B)
PERSIMMON PLC	2.43%	-	2.43%
CAPGEMINI SE	2.40%	-	2.40%
INDUSTRIA DE DISENO TEXTIL SA	2.38%	-	2.38%
CARLSBERG AS	2.45%	0.07%	2.38%
ASTRAZENECA PLC	2.33%	-	2.33%
PRYSMIAN SPA	2.30%	-	2.30%
ASSOCIATED BRITISH FOODS PLC	2.41%	0.14%	2.27%
ABN AMRO BANK NV	2.40%	0.16%	2.24%
INFORMA PLC	2.43%	0.23%	2.20%
INFINEON TECHNOLOGIES AG	2.19%	-	2.19%
Total	23.70%	0.60%	23.11%

The holdings listed should not be considered recommendations to buy or sell any particular security listed.

Sector breakdown (Source: Amundi) *



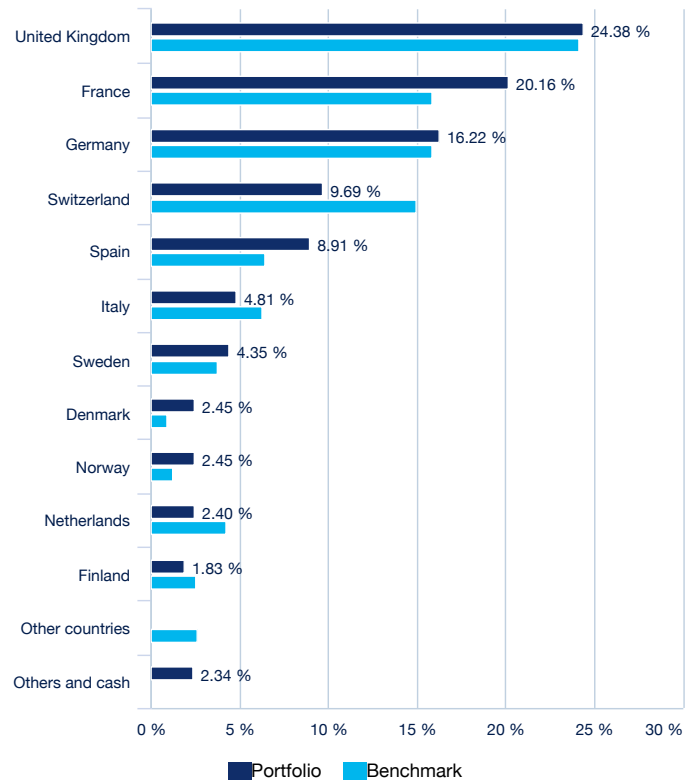
* Excluding derivatives instruments.

Main underweights (% assets, source: Amundi)

	Portfolio	Benchmark	Spread (P - B)
ZURICH INSURANCE GROUP AG	-	1.71%	-1.71%
IBERDROLA SA	-	1.57%	-1.57%
BP PLC	-	1.51%	-1.51%
ROCHE HOLDING AG	2.47%	3.93%	-1.46%
UNICREDIT SPA	-	1.34%	-1.34%
BRITISH AMERICAN TOBACCO PLC	-	1.33%	-1.33%
BANCO BILBAO VIZCAYA ARGENTARI	-	1.32%	-1.32%
AXA SA	-	1.27%	-1.27%
RIO TINTO PLC	-	1.14%	-1.14%
ENEL SPA	-	1.10%	-1.10%
Total	2.47%	16.23%	-13.76%

The holdings listed should not be considered recommendations to buy or sell any particular security listed.

Geographical breakdown (Source: Amundi)



Excluding derivatives instruments.

EQUITY ■

Information (Source: Amundi)

Fund structure	ICAV
Applicable law	Irish
Management Company	UBS Fund Management (Luxembourg) S.A.
Fund manager	Amundi Ireland Limited
Custodian	BNP PARIBAS SECURITIES SERVICES DUBLIN
Share-class inception date	20/08/2018
Share-class reference currency	EUR
Type of shares	Accumulation
ISIN code	IE00BFXY1T95
Minimum first subscription / subsequent	-
Frequency of NAV calculation	-
Dealing times	-
Entry charge (maximum)	-
Max. direct annual management fees (taxes incl.)	-
Maximum indirect annual management fees including taxes	-
Performance fees	No
Exit charge (maximum)	-
Minimum recommended investment period	-
Benchmark index performance record	01/08/2018 : 100.00% MSCI EUROPE VALUE

Important information

This document is provided for information purposes only and does not constitute a recommendation, a solicitation, an offer, advice or an invitation to purchase or sell any units or shares of the fund (FCP), collective employee fund (FCPE), SICAV, SICAV sub-fund or SICAV investing primarily in real estate (SPPICAV) (collectively, "the Funds") described herein and should in no case be interpreted as such. This document is not a contract or commitment of any form. Information contained in this document may be altered without notice. The management company accepts no liability whatsoever, whether direct or indirect, that may arise from the use of information contained in this document. The management company can in no way be held responsible for any decision or investment made on the basis of information contained in this document. The information contained in this document is disclosed to you on a confidential basis and shall not be copied, reproduced, modified, translated or distributed without the prior written approval of the management company, to any third person or entity in any country or jurisdiction which would subject the management company or any of the funds, to any registration requirements within these jurisdictions or where it might be considered as unlawful. Not all of the funds are systematically registered in all jurisdictions of all investors. Investment involves risk. The past performances shown in this document, and simulations based on these, do not guarantee future results, nor are they reliable indicators of future performance. The value of an investment in units or shares of the funds may fluctuate according to market conditions and cause the value of an investment to go up or down. As a result, fund investors may lose all or part of the capital originally invested. All potential investors in the funds are advised to ascertain whether such an investment is compatible with the laws to which they are subject and the tax implications of such an investment prior to investing, and to familiarise themselves with the legal documents in force for each fund. Concerning mandates, this document is a part of the periodic statement of the management activities of your portfolio and must be read in conjunction with any other periodic statement or notice of confirmation provided by your custodian and related to the transactions of your portfolio. Unless stated otherwise, the management company is the source of the data in this document. The date of the data in this document is that indicated at the top of the document, unless otherwise stated.

This document is designed exclusively for institutional, professional, qualified or sophisticated investors and distributors. It is not meant for the general public or private clients of any jurisdiction or those qualified as 'US Persons'. Approved investors in regard to the European Union are those which are defined as "Professional" investors in Directive 2004/39/EC of 21 April 2004 "MiFID" or, as the case may be, as defined under each local legislation and, insofar as the offer in Switzerland is concerned, "qualified investors" as set forth in the federal Law on Collective Investments (LPCC), the Ordinance on collective investments of 22 November 2006 (OPCC) and the FINMA 08/8 Circular regarding the legislation on collective investments of 20 November 2008. This document shall not, under any circumstance, be sent within the European Union to non "Professional" investors as defined by the MFI or under each local legislation, or in Switzerland to those investors which are not defined as "qualified investors" in the applicable law and regulations.