

AMUNDI ALTERNATIVE FUNDS IV PLC*
(an investment company with variable capital and limited liability)

ANNUAL REPORT AND AUDITED FINANCIAL STATEMENTS

For the financial year ended 31 December 2023

**Formerly Lyxor Investment Strategies Plc*

AMUNDI ALTERNATIVE FUNDS IV PLC

Table of Contents	Page
Organisation	2
Background to the Company	3
Investment Manager's Report	4
Directors' Report	5
Annual Depositary Report to Shareholders	9
Independent auditors' report to the members of Amundi Alternative Funds IV PLC	10
Statement of Comprehensive Income	13
Statement of Financial Position	14
Statement of Changes in Net Assets Attributable to Redeemable Participating Shareholders	15
Statement of Cash Flows	16
Notes to the Financial Statements	17
Schedule of Investments (unaudited)	48
Statement of Changes in Composition of Portfolio (unaudited)	52
Total Expenses Ratio (unaudited)	54
Remuneration (unaudited)	55
SFT Regulation (unaudited)	59
Appendix 1 – Transparency of sustainable investments in periodic reports (unaudited)	60

AMUNDI ALTERNATIVE FUNDS IV PLC

Organisation

Board of Directors

Mr. Bryan Tiernan (Irish, Irish Resident)**
Mr. Vincent Dodd (Irish, Irish Resident)**
Mr. Moez Bousarsar (French, French Resident)*
Mr. Colm Callaly (Irish, Irish Resident)*
Mr. Declan Murray (Irish, Irish Resident)*
Mr. Paul Weber (Irish, Irish Resident)*&
Mr. John O'Toole (Irish, Irish Resident)*&

Registered Office

70 Sir John Rogerson's Quay
Dublin 2
Ireland

Secretary

Matsack Trust Limited
70 Sir John Rogerson's Quay
Dublin 2
Ireland

Depository

CACEIS Bank, Ireland Branch
Bloodstone Building
Sir John Rogerson's Quay
Dublin 2
Ireland

Sub-Investment Manager

Metori Capital Management
9 rue de la Paix
75002 Paris
France

Irish Legal Advisors

Matheson
70 Sir John Rogerson's Quay
Dublin 2
Ireland

Manager/Promoter/ Investment Manager

Amundi Asset Management S.A.S
91-93, boulevard Pasteur
75015 Paris
France

Chartered Accountants and Statutory Audit Firm

PricewaterhouseCoopers
One Spencer Dock
North Wall Quay
Dublin 1

Administrator

CACEIS Ireland Limited
Bloodstone Building
Sir John Rogerson's Quay
Dublin 2
Ireland

*Non-Executive

**Independent & Non-Executive

&Director resigned 21 November 2023

AMUNDI ALTERNATIVE FUNDS IV PLC

Background to the Company

Amundi Alternative Funds IV plc (the “Company”) is an investment company with variable capital constituted as an umbrella fund with segregated liability between Sub-Funds. The Company was incorporated on 7 December 2010 under the laws of Ireland pursuant to the Companies Act 2014 and is authorised by the Central Bank of Ireland (“Central Bank”) as an Undertaking for Collective Investment in Transferable Securities (“UCITS”) pursuant to the European Communities (Undertakings for Collective Investment in Transferable Securities) Regulations 2011 (as amended) (the “UCITS Regulations”) and the Central Bank (Supervision and Enforcement) Act 2013 (Section 48(1)) (Undertakings for Collective Investment in Transferable Securities) Regulations 2019 (the “Central Bank UCITS Regulations”).

Amundi Asset Management (the “Investment Manager”) has been appointed as the Manager of the Sub-Funds.

As at 31 December 2023, the Company had one active Sub-Fund, the Amundi Metori Epsilon Global Trends Fund (launched on 13 April 2011) (the “Sub-Fund”).

Investment Objectives

Amundi Metori Epsilon Global Trends Fund

The investment objective of the Sub-Fund is to achieve capital appreciation over the medium to long term by implementing the Amundi Metori Epsilon Global Trends Strategy.

The Amundi Metori Epsilon Global Trends Strategy is a systematic trend following strategy as it seeks to identify upward and downward price trends and to capitalise on them. In order to implement the Amundi Metori Epsilon Global Trends Strategy, the Sub-Fund’s exposure to the several asset classes on the global markets will be achieved through direct investments in the following instruments: futures, options, swaps and forwards on the following asset classes: equities (such as S&P500, CAC40 or DAX equity indices), bonds (such as UK Gilts, US T-Bills and T-Notes or German Bund, Schatz and Boble), volatility and interest rates; forward currency exchange contracts, currency futures, cross currency asset swaps or currency options; structured debt securities selected by the Investment Manager, provided that such securities fall within the categorization of “transferable securities” as contemplated by the UCITS Notices; fixed income securities and money market instruments issued by government issuers which are listed, traded or dealt in on one or more of the Recognized Markets set out in Annex I of the Prospectus; and cash deposits and near cash instruments for the purpose of cash management.

The Sub-Fund may invest in structured debt securities selected by the Sub-Investment Manager, provided that such securities fall within the categorization of “transferable securities” as contemplated by the Central Bank UCITS Regulations. The Structured debt securities are expected to provide a sub-set of the Sub-Fund’s exposure to the Amundi Metori Epsilon Global Trends Strategy. Exposure to the Structured Debt Securities is expected to range between 0 and 20% of the Net Asset Value of the Sub-Fund, 20% being a maximum level of exposure.

Calculation of Net Asset Value/Valuation of Assets

The Net Asset Value of the Sub-Fund shall be calculated by the Administrator as at the Valuation Point for each Dealing Day by valuing the assets of the Sub-Fund and deducting them from the liabilities of the Sub-Fund. Where there is more than one class of Shares in the Sub-Fund, the Net Asset Value per Share of any class is calculated by the Administrator by ascertaining the Net Asset Value of the Sub-Fund as at the Valuation Point for that Sub-Fund on the relevant Dealing Day and determining the amount of the Net Asset Value which is attributable to the relevant class of Shares. The Net Asset Value per Share of the relevant class is calculated by determining that proportion of the Net Asset Value of the Sub-Fund which is attributable to the relevant class at the Valuation Point. The Valuation Point for the Sub-Fund is set out in the Supplement for the Sub-Fund. The Net Asset Value per Share is the resulting sum rounded to the nearest four decimal places.

Dealing Day

Any Business Day on which applications for subscriptions or redemptions will normally be accepted for Shares, as the Directors may from time to time determine, provided there shall be at least one Dealing Day per fortnight in the Sub-Fund.

AMUNDI ALTERNATIVE FUNDS IV PLC

Investment Manager’s Report

Absolute and relative performances

Epsilon Global Trends returned -3.26% (class I USD, net of all fees) in 2023 when the SG Trend Index, which tracks the performance of the ten largest Trend Following strategies, generated -4.17%. As a reminder of the strategy, Trend strategies rely on two pillars to perform: trendiness and diversification. In contrast with 2022, the trendiness in the market was adverse in 2023 and the lack of clear trends impacted the whole industry performance. The lack of clear trends was a common factor across all asset classes. In terms of diversification, the low cross asset correlation observed demonstrated that some diversification could be found this year but, on average, not enough to compensate for the lack of trendiness.

Performance contributions

In terms of asset class contributions, currencies have been the main performance driver, even though some of the gains realized beginning of the year were given back in Q3. In contrast, Equities and Fixed Income contributed negatively to the performance. The March crisis with the SVB Collapse had a negative impact across asset classes. Following this event, Equities and Fixed Income performances remained stagnant until October when only the Equity P&L rebounded. The fixed income book continued to suffer.

Epsilon’s total risk exposure was substantially reduced in March following a risk-on period in the first quarter of 2023 that abruptly ended with the U.S. regional banks’ issues. The global risk remained relatively stable for the rest of the year. The model maintained a steady long equity and a short fixed income positioning, with the noticeable exception of the long on 10 years Japanese bonds. Currencies exposure significantly increased for the second half of the year following the increase of the long GBP, Short AUD, Short USD positioning.

Current exposure

Entering into 2024, correlations remained high across Fixed Income contracts whereas equities behaved differently depending on their geographies. In the wake of 2023, Epsilon remained long Euro and U.S. equities but reopened some short positions in Hong Kong equities. Currency exposures remained stable and were characterized by the longstanding long Mexican peso, long Brazilian Real and short Yen positions. Fixed Income positions have been reduced. Epsilon started the year long European bonds, with an Italian bias, and kept a small short US bonds.

Annual performance per share class as at 31 December 2023:

AA-USD	A-EUR	IA-USD	I-CHF	I-EUR	I-GBP	I-USD
-4.18%	-5.85%	-3.38%	-7.19%	-5.15%	-3.75%	-3.26%

AMUNDI ALTERNATIVE FUNDS IV PLC

Directors' Report

The Directors submit their report together with the audited financial statements of Amundi Alternative Funds IV plc (the "Company") for the financial year ended 31 December 2023.

Statement of Directors' responsibilities

The Directors are responsible for preparing the annual report and the financial statements in accordance with Irish law and International Financial Reporting Standards (IFRS's), as adopted by the European Union.

Irish company law requires the Directors to prepare financial statements for each financial year. Under Company law, the Directors must not approve those financial statements unless they are satisfied that they give a true and fair view of the assets, liabilities and financial position of the Company at the financial year end date and of the profit or loss of the Company for that year. In preparing those financial statements, the Directors are required to:

- select suitable accounting policies and then apply them consistently;
- make judgments and estimates that are reasonable and prudent;
- state whether the financial statements have been prepared in accordance with the applicable standards, identify those standards, and note the effect and the reasons for any material departure from those standards;
- prepare the financial statements on the going concern basis unless it is inappropriate to presume that the Company will continue in business; and

The Directors confirm that they have complied with the above requirements in preparing the financial statements.

The Directors are responsible for keeping proper adequate accounting records which disclose with reasonable accuracy at any time the financial position of the Company and to enable them to ensure that the financial statements are prepared in accordance with IFRSs as adopted by the European Union and comply with the Irish Companies Act 2014 and the European Communities (Undertakings for Collective Investment in Transferable Securities) Regulations, 2011 (as amended) (the "UCITS Regulations") and the Central Bank (Supervision and Enforcement) Act 2013 (Section 48(1)) (Undertakings for Collective Investment in Transferable Securities) Regulations 2019 (the "Central Bank UCITS Regulations"). They are also responsible for safeguarding the assets of the Company and hence for taking reasonable steps for the prevention and detection of fraud and other irregularities.

Under the Central Bank UCITS Regulations, the Directors are required to entrust the assets of the Company to the Depository for safe-keeping. In this regard, the Directors have appointed CACEIS Bank, Ireland Branch as Depository pursuant to the terms of the Depository Agreement.

The Directors together with the Investment Manager are responsible for the maintenance and integrity of the publication of these financial statements online. Legislation in the Republic of Ireland governing the presentation and dissemination of the financial statements may differ from legislation in other jurisdictions.

Adequate accounting records

The measures taken by the Directors to secure compliance with section 281 to 285 of the Companies Act 2014 to keep adequate accounting records are the use of appropriate systems and procedures and employment of competent persons. The accounting records are kept at the following address: CACEIS Ireland Limited, Bloodstone Building, Sir John Rogerson's Quay, Dublin 2, Ireland.

Review of the business and future developments

The Company is an investment company with variable capital constituted as an umbrella fund with segregated liability between Sub-Funds. The Company was incorporated on 7 December 2010 under the laws of Ireland pursuant to the Companies Act 2014 and is authorised by the Central Bank of Ireland ("Central Bank") as an Undertaking for Collective Investment in Transferable Securities ("UCITS") as amended pursuant to the UCITS Regulations.

There can be no assurance that the Company will achieve its investment objective.

AMUNDI ALTERNATIVE FUNDS IV PLC

Directors' Report *(continued)*

Review of the business and future developments *(continued)*

A detailed review of the business and any future developments are included in the Investment Manager's report.

Corporate Governance

The Board has adopted the voluntary Irish Funds Corporate Governance Code for Irish domiciled Collective Investment Schemes and Management Companies, issued 14 December 2011 (the "Code") with effect from 31 December 2012. The Board has reviewed and assessed the measures included in the Code and considers its corporate governance practices and procedures since the adoption of the Code as consistent therewith.

Companies Registration Office ('CRO')

Investment companies are now required to file the statutory financial statements, statutory auditors' report and directors' reports with the Company Registration Office (the 'CRO') not later than 11 months after the end of each financial year which commenced on or after the 1st of January 2017. Such documents will be publicly available on the CRO's website.

Risk management objectives and policies

The main risks arising from the Company's financial instruments are market risk (including market price risk, currency risk and interest rate risk), credit risk and liquidity risk, as set out in note 7.

Results and Dividends

The results for the year are set out in the Statement of Comprehensive Income on page 13 of the financial statements. The Directors do not propose the payment of a dividend.

Significant events during the year

Russia's invasion of Ukraine caused a closure of the Moscow stock exchange and then the closure of the market for Global Depositary Receipts replicating Russian assets and has had an impact on energy and other commodity costs. Although this has not had a material effect on the fund, we have seen bouts of volatility arising as a result. We continue to monitor developments in this crisis and its impact on the management of the fund.

The Company, Lyxor Investment Strategies PLC changed name to Amundi Alternative Funds IV PLC and the Sub-Fund, Lyxor Epsilon Global Trend Fund changed name to Amundi Metori Epsilon Global Trends Fund on 29 September 2023.

There were no other significant events during the financial year.

AMUNDI ALTERNATIVE FUNDS IV PLC

Directors' Report *(continued)*

Significant events since the year ended

There are no significant events to report since the financial year end.

Directors

The names of persons who were Directors at any time during the year ended 31 December 2023 are set out below.
Directors:

- Mr. Bryan Tiernan (Irish, Irish resident)**
- Mr. Vincent Dodd (Irish, Irish resident)**
- Mr. Moez Bousarsar (French, French resident)*
- Mr. Colm Callaly (Irish, Irish resident)*
- Mr. Declan Murray (Irish, Irish resident)*
- Mr. John O'Toole (Irish, Irish resident)*&
- Mr. Paul Weber (Irish, Irish resident)*&

*Non-Executive

**Independent & Non-Executive

&Director resigned 21 November 2023

Directors' and Secretary's interests

The Director's and Secretary and their families had no interest in the shares of the Company at 31 December 2023. No Director had at any time during the year, a material interest in any contract of significance, subsisting during or at the end of the year, in relation to the business of the Company. All Directors' fees are borne by the Manager.

Connected Persons Transactions

The Board is satisfied that: (i) there are adequate arrangements in place, to ensure that the obligations set out in Regulation 41 (1) of the Central Bank UCITS Regulations are applied to all transactions with connected persons; and (ii) transactions with connected persons entered into during the period complied with the obligations set out in that paragraph.

AMUNDI ALTERNATIVE FUNDS IV PLC

Directors' Report *(continued)*

Directors Compliance Statement

The Directors acknowledge that they are responsible for securing the Company's compliance with the relevant obligations as set out in Section 225 of the Companies Act 2014.

The Directors confirm that:

- 1) A compliance policy statement has been drawn up that sets out policies, that in our opinion are appropriate to the Company, respecting compliance by the Company with its relevant obligations,
- 2) Appropriate arrangements or structures are in place that are, in our opinion, designed to secure material compliance with the Company's relevant obligations, and
- 3) During the financial year, the arrangements or structures referred to in (2) have been reviewed.

Audit Committee Statement

The Board has decided not to establish an audit committee. The reason for this decision is that, given the size of the Board, it is likely that an audit committee would comprise all, or a significant majority, of the Board and accordingly it is more efficient for audit matters to be discussed by the entire Board rather than by an audit committee.

Audit Information Statement

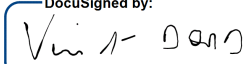
In accordance with Section 330 of the Companies Act 2014, each of the directors believe the following to be the case:

So far as the directors are aware, there is no relevant audit information of which the Company's statutory auditors are unaware, and the directors have taken all the steps that they ought to have taken as directors in order to make themselves aware of any relevant audit information and to establish that the Company's statutory auditors are aware of that information.

Independent Auditors

PricewaterhouseCoopers have expressed their willingness to continue in office in accordance with Section 383(2) of the Companies Act 2014.

Signed on behalf of the board;

DocuSigned by:

015123250CA542F...
Vincent Dodd

DocuSigned by:

5610804742A94CD...
Bryan Tiernan

Date: 26 April 2024

AMUNDI ALTERNATIVE FUNDS IV PLC

Annual Depository Report to Shareholders

We, CACEIS Bank, Ireland Branch, appointed Depository to AMUNDI Alternative Funds IV plc (‘the Company’) provide this report solely for the shareholders of the Company for the financial year ended 31 December 2023 (‘Annual Accounting Period’).

This report is provided in accordance with the UCITS Regulations – European Communities (Undertakings for Collective Investment in Transferable Securities) Regulations 2011 (S.I. No. 352 of 2011) (as amended) and the Central Bank (Supervision and Enforcement) Act 2013 (Section 48 (1)) (Undertakings for Collective Investment in Transferable Securities) Regulations 2019 which implemented Directive 2009/65/EU into Irish Law (the ‘Regulations’). We do not, in the provision of this report, accept nor assume responsibility for any other purpose or to any other person to whom this report is shown.

In accordance with our Depository obligation as provided for under the Regulations, we have enquired into the conduct of the Company for this Annual Accounting Period and we hereby report thereon to the shareholders of the Company as follows;

We are of the opinion that the Company has been managed during the Annual Accounting Period, in all material respects:

- (i) in accordance with the limitations imposed on the investment and borrowing powers of the Company by the constitutional documents and by the Regulations; and
- (ii) otherwise in accordance with the provisions of the constitutional document and the Regulations.

Anne Deegan

CACEIS Bank, Ireland Branch
26 April 2024



Independent auditors' report to the members of Amundi Alternative Funds IV plc

Report on the audit of the financial statements

Opinion

In our opinion, Amundi Alternative Funds IV plc's financial statements:

- give a true and fair view of the Company's assets, liabilities and financial position as at 31 December 2023 and of its results and cash flows for the year then ended;
- have been properly prepared in accordance with International Financial Reporting Standards ("IFRSs") as adopted by the European Union; and
- have been properly prepared in accordance with the requirements of the Companies Act 2014 and the European Communities (Undertakings for Collective Investment in Transferable Securities) Regulations 2011 (as amended).

We have audited the financial statements, included within the Annual Report and Audited Financial Statements, which comprise:

- the Statement of Financial Position as at 31 December 2023;
- the Statement of Comprehensive Income for the year then ended;
- the Statement of Cash Flows for the year then ended;
- the Statement of Changes in Net Assets Attributable to Redeemable Participating Shareholders for the year then ended;
- the Schedule of Investments as at 31 December 2023; and
- the notes to the financial statements, which include a description of the accounting policies.

Basis for opinion

We conducted our audit in accordance with International Standards on Auditing (Ireland) ("ISAs (Ireland)") and applicable law.

Our responsibilities under ISAs (Ireland) are further described in the Auditors' responsibilities for the audit of the financial statements section of our report. We believe that the audit evidence we have obtained is sufficient and appropriate to provide a basis for our opinion.

Independence

We remained independent of the Company in accordance with the ethical requirements that are relevant to our audit of the financial statements in Ireland, which includes IAASA's Ethical Standard, and we have fulfilled our other ethical responsibilities in accordance with these requirements.

Conclusions relating to going concern

Based on the work we have performed, we have not identified any material uncertainties relating to events or conditions that, individually or collectively, may cast significant doubt on the Company's ability to continue as a going concern for a period of at least twelve months from the date on which the financial statements are authorised for issue.

In auditing the financial statements, we have concluded that the directors' use of the going concern basis of accounting in the preparation of the financial statements is appropriate.

However, because not all future events or conditions can be predicted, this conclusion is not a guarantee as to the Company's ability to continue as a going concern.

Our responsibilities and the responsibilities of the directors with respect to going concern are described in the relevant sections of this report.

Reporting on other information

The other information comprises all of the information in the Annual Report and Audited Financial Statements other than the financial statements and our auditors' report thereon. The directors are responsible for the other information. Our opinion on the financial statements does not cover the other information and, accordingly, we do not express an audit



opinion or, except to the extent otherwise explicitly stated in this report, any form of assurance thereon. In connection with our audit of the financial statements, our responsibility is to read the other information and, in doing so, consider whether the other information is materially inconsistent with the financial statements or our knowledge obtained in the audit, or otherwise appears to be materially misstated. If we identify an apparent material inconsistency or material misstatement, we are required to perform procedures to conclude whether there is a material misstatement of the financial statements or a material misstatement of the other information. If, based on the work we have performed, we conclude that there is a material misstatement of this other information, we are required to report that fact. We have nothing to report based on these responsibilities.

With respect to the Directors' Report, we also considered whether the disclosures required by the Companies Act 2014 have been included.

Based on the responsibilities described above and our work undertaken in the course of the audit, ISAs (Ireland) and the Companies Act 2014 require us to also report certain opinions and matters as described below:

- In our opinion, based on the work undertaken in the course of the audit, the information given in the Directors' Report for the year ended 31 December 2023 is consistent with the financial statements and has been prepared in accordance with applicable legal requirements.
- Based on our knowledge and understanding of the Company and its environment obtained in the course of the audit, we have not identified any material misstatements in the Directors' Report.

Responsibilities for the financial statements and the audit

Responsibilities of the directors for the financial statements

As explained more fully in the Statement of Directors' responsibilities set out on page 5, the directors are responsible for the preparation of the financial statements in accordance with the applicable framework and for being satisfied that they give a true and fair view.

The directors are also responsible for such internal control as they determine is necessary to enable the preparation of financial statements that are free from material misstatement, whether due to fraud or error.

In preparing the financial statements, the directors are responsible for assessing the Company's ability to continue as a going concern, disclosing as applicable, matters related to going concern and using the going concern basis of accounting unless the directors either intend to liquidate the Company or to cease operations, or have no realistic alternative but to do so.

Auditors' responsibilities for the audit of the financial statements

Our objectives are to obtain reasonable assurance about whether the financial statements as a whole are free from material misstatement, whether due to fraud or error, and to issue an auditors' report that includes our opinion. Reasonable assurance is a high level of assurance, but is not a guarantee that an audit conducted in accordance with ISAs (Ireland) will always detect a material misstatement when it exists. Misstatements can arise from fraud or error and are considered material if, individually or in the aggregate, they could reasonably be expected to influence the economic decisions of users taken on the basis of these financial statements.

Our audit testing might include testing complete populations of certain transactions and balances, possibly using data auditing techniques. However, it typically involves selecting a limited number of items for testing, rather than testing complete populations. We will often seek to target particular items for testing based on their size or risk characteristics. In other cases, we will use audit sampling to enable us to draw a conclusion about the population from which the sample is selected.

A further description of our responsibilities for the audit of the financial statements is located on the IAASA website at:

https://www.iaasa.ie/getmedia/b2389013-1cf6-458b-9b8f-a98202dc9c3a/Description_of_auditors_responsibilities_for_audit.pdf.

This description forms part of our auditors' report.

Use of this report

This report, including the opinions, has been prepared for and only for the Company's members as a body in accordance with section 391 of the Companies Act 2014 and for no other purpose. We do not, in giving these opinions, accept or assume responsibility for any other purpose or to any other person to whom this report is shown or into whose hands it may come save where expressly agreed by our prior consent in writing.



Other required reporting

Companies Act 2014 opinions on other matters

- We have obtained all the information and explanations which we consider necessary for the purposes of our audit.
 - In our opinion the accounting records of the Company were sufficient to permit the financial statements to be readily and properly audited.
 - The financial statements are in agreement with the accounting records.
-

Companies Act 2014 exception reporting

Directors' remuneration and transactions

Under the Companies Act 2014 we are required to report to you if, in our opinion, the disclosures of directors' remuneration and transactions specified by sections 305 to 312 of that Act have not been made. We have no exceptions to report arising from this responsibility.

Aoife O' Connor

Aoife O'Connor
for and on behalf of PricewaterhouseCoopers
Chartered Accountants and Statutory Audit Firm
Dublin
26 April 2024

AMUNDI ALTERNATIVE FUNDS IV PLC

Statement of Comprehensive Income

For the financial year ended 31 December 2023

		Amundi Metori Epsilon Global Trends Fund* 31 December 2023	Lyxor Epsilon Global Trend Fund 31 December 2022
Income	Note	EUR	EUR
Interest income		2,895,632	279,180
Net (loss)/gain on financial assets and financial liabilities at fair value through profit or loss	4	(18,872,001)	101,614,461
Other income		9,626	2,161
Total Investment (loss)/gain		(15,966,743)	101,895,802
Operating Expenses			
Management fees	5	(5,073,781)	(6,009,647)
Performance fees	5	(298,313)	(11,228,921)
Global administrative fees	5	(581,198)	(403,730)
Transaction costs		(625,003)	(756,333)
Other operating expenses		-	(808)
Total Operating Expenses		(6,578,295)	(18,399,439)
Net Income		(22,545,038)	83,496,363
Finance Costs			
Interest expense		(378,062)	(904,741)
(Decrease)/increase in net assets attributable to redeemable participating shareholders resulting from operations		(22,923,100)	82,591,622

*Amundi Metori Epsilon Global Trends Fund was the only Sub-Fund in the Company and therefore the above details of Amundi Metori Epsilon Global Trends Fund are also those of the Company for the financial year ended 31 December 2023 and 31 December 2022. Lyxor Epsilon Global Trend Fund changed name to Amundi Metori Epsilon Global Trends Fund on 29 September 2023.

Gains and losses arose solely from continuing operations.

There were no gains or losses other than those dealt with in the Statement of Comprehensive Income.

The accompanying notes form an integral part of the financial statements.


AMUNDI ALTERNATIVE FUNDS IV PLC

Statement of Financial Position

As at 31 December 2023

	Note	Amundi Metori Epsilon Global Trends Fund* 31 December 2023 EUR	Lyxor Epsilon Global Trend Fund 31 December 2022 EUR
Current assets			
Financial assets at fair value through profit or loss:			
Investments at fair value	7	334,435,530	493,619,530
Unrealised gain on futures contracts	6	4,880,387	1,874,936
Unrealised gain on forward foreign exchange contracts	6	105,434	245,219
Subscriptions receivable		218,232	9,197,557
Cash and cash equivalents	3	448,856	44,851,193
Margin cash balance	3	76,879,946	92,839,472
Interest receivable		79	-
Due from brokers		1,650,000	-
Other assets		23,484	-
Total Current Assets		418,641,948	642,627,907
Current liabilities			
Financial liabilities at fair value through profit or loss:			
Unrealised loss on futures contracts	6	(4,143,353)	(9,098,149)
Unrealised loss on forward foreign exchange contracts	6	(1,350,396)	(7,564,822)
Redemptions payable		(316,720)	(8,938,723)
Margin overdraft balance	3	(4,393,557)	(3,068,939)
Management fees payable	5	(2,025,915)	(1,714,540)
Performance fees payable	5	(292,057)	(11,085,338)
Global administrative fees payable	5	(479,797)	(403,730)
Total Current Liabilities		(13,001,795)	(41,874,241)
Net assets attributable to redeemable participating shareholders		405,640,153	600,753,666


DocuSigned by:



015123250CA542F

Vincent Dodd
26 April 2024

DocuSigned by:



5610804742A94CD

Bryan Tiernan
26 April 2024

*Amundi Metori Epsilon Global Trends Fund was the only Sub-Fund in the Company and therefore the above details of Amundi Metori Epsilon Global Trends Fund are also those of the Company as at 31 December 2023 and 31 December 2022. Lyxor Epsilon Global Trend Fund changed name to Amundi Metori Epsilon Global Trends Fund on 29 September 2023.

The accompanying notes form an integral part of the financial statements.

AMUNDI ALTERNATIVE FUNDS IV PLC

Statement of Changes in Net Assets Attributable to Redeemable Participating Shareholders

For the financial year ended 31 December 2023

	Amundi Metori Epsilon Global Trends Fund* 31 December 2023 EUR	Lyxor Epsilon Global Trend Fund 31 December 2022 EUR
Net assets attributable to redeemable participating shareholders as at 1 January 2023	600,753,666	540,067,656
(Decrease)/increase in net assets attributable to redeemable participating shareholders resulting from operations	(22,923,100)	82,591,622
Share Transactions		
Proceeds from redeemable participating shares issued	156,444,516	293,239,654
Payments for redeemable participating shares redeemed	(328,634,929)	(315,145,266)
Net decrease in net assets resulting from share transactions	(172,190,413)	(21,905,612)
Net assets attributable to redeemable participating shareholders at 31 December 2023	405,640,153	600,753,666

*Amundi Metori Epsilon Global Trends Fund was the only Sub-Fund in the Company and therefore the above details of Amundi Metori Epsilon Global Trends Fund are also those of the Company for the financial year ended 31 December 2023 and 31 December 2022. Lyxor Epsilon Global Trend Fund changed name to Amundi Metori Epsilon Global Trends Fund on 29 September 2023.

The accompanying notes form an integral part of the financial statements.

AMUNDI ALTERNATIVE FUNDS IV PLC

Statement of Cash Flows

For the financial year ended 31 December 2023

	Amundi Metori Epsilon Global Trends Fund* 31 December 2023	Lyxor Epsilon Global Trend Fund 31 December 2022
Note	EUR	EUR
Cash flows from operating activities		
Interest received	2,895,553	279,180
Proceeds from sale of investments	1,482,661,361	1,208,332,373
Purchase of investments	(1,358,034,250)	(1,133,952,374)
Movement in margin cash balance	17,284,144	(36,047,088)
Operating expenses paid	(16,974,508)	(6,719,398)
Interest paid	(378,062)	(904,741)
Movement in other assets	(23,484)	-
Net cash provided by/(used in) operating activities	<u>127,430,754</u>	<u>30,987,952</u>
Cash flows from financing activities		
Proceeds from issue of redeemable shares	165,423,841	288,115,351
Payments on redemption of redeemable shares	(337,256,932)	(306,917,232)
Net cash (user in)/provided by financing activities	<u>(171,833,091)</u>	<u>(18,801,881)</u>
Net (decrease)/increase in cash and cash equivalents	(44,402,337)	12,186,071
Cash and cash equivalents as at the beginning of the year	3 <u>44,851,193</u>	32,665,122
Cash and cash equivalents as at the end of the year	3 <u>448,856</u>	<u>44,851,193</u>
Cash and cash equivalents as at the end of the year is made up of the following balances		
Cash and cash equivalents	448,856	44,851,193

*Amundi Metori Epsilon Global Trends Fund was the only Sub-Fund in the Company and therefore the above details of Amundi Metori Epsilon Global Trends Fund are also those of the Company for the financial year 31 December 2023 and 31 December 2022. Lyxor Epsilon Global Trend Fund changed name to Amundi Metori Epsilon Global Trends Fund on 29 September 2023.

The accompanying notes form an integral part of the financial statements.

Notes to the Financial Statements

1. Significant Accounting Policies

The principal accounting policies and estimation techniques applied in the preparation of these financial statements are set out below.

a) Basis of Preparation

Amundi Alternative Funds IV plc (the "Company") was incorporated on 7 December 2010 under registration number 492330. These financial statements have been prepared for the financial year ended 31 December 2023. Comparative figures are for the financial year ended 31 December 2022. As at 31 December 2023 and 31 December 2022, the Company had one active Sub-Fund, the Amundi Metori Epsilon Global Trends Fund (launched on 13 April 2011) (the "Sub-Fund").

The financial statements of the Company have been prepared in accordance with International Financial Reporting Standards ("IFRS") and IFRS Interpretations Committee (IFRS IC) interpretations as adopted by the European Union and those parts of the Companies Act 2014 applicable to companies reporting under IFRS as adopted by the European Union. The financial statements have been prepared on a going concern basis under the historical cost convention, as modified by the revaluation of financial assets and financial liabilities (including derivative financial instruments) at fair value through profit or loss.

The preparation of financial statements in conformity with IFRS, as adopted by the European Union, requires the use of certain critical accounting estimates. It also requires the Board of Directors, based on the advice of the Investment Manager, to exercise its judgement in the process of applying the Company's accounting policies. The areas involving a higher degree of judgement or complexity, or areas where assumptions and estimates are significant to the financial statements are disclosed below. Management makes estimates and assumptions concerning the future. The resulting accounting estimates will, by definition, seldom equal the related actual results.

b) Standards, amendments and interpretations to existing standards

(a) Standards and amendments to existing standards effective 1 January 2023

There are no new standards, amendments to standards and interpretations that are effective for annual periods beginning 1 January 2023 that have a significant impact on the ICAV.

(b) New standards, amendments and interpretations effective after 1 January 2024 and have not been early adopted

A number of new standards, amendments to standards and interpretations are effective for annual periods beginning after 1 January 2024, and have not been early adopted in preparing these financial statements. None of these are expected to have a material effect on the financial statements of the company.

c) Financial Assets/Liabilities at Fair Value through Profit or Loss Classification

Assets:

The Sub-Fund classifies its investments based on both the Sub-Fund's business model for managing those financial assets and the contractual cash flow characteristics of the financial assets. The portfolio of financial assets is managed and performance is evaluated on a fair value basis. The Sub-Fund is primarily focused on fair value information and uses that information to assess the assets' performance and to make decisions.

AMUNDI ALTERNATIVE FUNDS IV PLC

Notes to the Financial Statements (continued)

1. Significant Accounting Policies (continued)

c) Financial Assets/Liabilities at Fair Value through Profit or Loss Classification (continued)

Assets: (continued)

The Sub-Fund has not taken the option to irrevocably designate any equity securities as fair value through other comprehensive income. The contractual cash flows of the Sub-Fund's debt securities are solely principal and interest, however, these securities are neither held for the purpose of collecting contractual cash flows nor held both for collecting contractual cash flows and for sale. The collection of contractual cash flows is only incidental to achieving the Sub-Fund's business model's objective. Consequently, all investments are measured at fair value through profit or loss.

Liabilities:

Derivative contracts that have a negative fair value are presented as liabilities at fair value through profit or loss.

As such, the Sub-Fund classifies all of its investment portfolio as financial assets or liabilities as fair value through profit or loss.

The Sub-Fund's policy requires the Investment Manager and the Board of Directors to evaluate the information about these financial assets and liabilities on a fair value basis together with other related financial information.

Recognition/Derecognition

Regular-way purchases and sales of investments are recognised on the trade date, which is the date that the Company commits to purchase or sell the asset. Investments are initially recognised at cost, and transaction costs for all financial assets and financial liabilities carried at fair value through profit or loss are expensed as incurred. Investments are derecognised when the rights to receive cash flows from the investments have expired or the Company has transferred substantially all risks and rewards of ownership.

Measurement

Subsequent to initial recognition, all financial assets and financial liabilities at fair value through profit or loss are measured at fair value. Gains and losses arising from changes in the fair value of the financial assets or financial liabilities at fair value through profit or loss are presented in the Statement of Comprehensive Income in the period in which they arise.

Fair Value Estimation

Fair value is the price that would be received to sell an asset or paid to transfer a liability in an orderly transaction between market participants at the measurement date. The fair value of financial assets and liabilities traded in active markets (such as publicly traded derivatives and trading securities) are based on quoted market prices at the close of trading on the reporting date. The Company utilises the last traded market price for both financial assets and financial liabilities where the last traded price falls within the bid-ask spread. In circumstances where the last traded price is not within the bid-ask spread, management will determine the point within the bid-ask spread that is most representative of fair value.

Government/Private bonds

A government/private bond is a debt security issued by a government/private company to support spending. The fair value of the government bond is determined by active market prices. The private bonds are priced by the counterparty statements received from the issuer.

Treasury bills

A Treasury bill is a short-term debt obligation backed by a government department with a maturity of less than one year. Treasury bills have various maturities. The fair value of the treasury bill is determined by active market prices.

AMUNDI ALTERNATIVE FUNDS IV PLC

Notes to the Financial Statements *(continued)*

1. Significant Accounting Policies *(continued)*

c) Financial Assets/Liabilities at Fair Value through Profit or Loss *(continued)*

Forward foreign exchange contracts

The Sub-Fund may enter into forward foreign exchange contracts. All forward foreign exchange contracts are fair valued using forward exchange rates prevailing at the relevant valuation date for the remaining period to maturity and any resulting unrealised gains are recorded as financial assets and unrealised losses as financial liabilities in the Statement of Financial Position, accordingly. Realised gains and losses are recorded in the Statement of Comprehensive Income at the time the forward exchange contracts settle.

Futures

Futures are contracts for delayed delivery of commodities, securities or money market instruments in which the seller agrees to make delivery at a specified future date of a specified commodity or instrument, at a specified price or yield.

Futures contracts are valued on the basis of the latest available active market prices. Gains and losses on futures are recorded by the Sub-Fund based upon market fluctuations and are recorded as realised or unrealised gains or losses in the Statement of Comprehensive Income.

Offsetting

Disclosures about offsetting of the Company's financial assets and financial liabilities are discussed in note 7.

Realised Gains and Losses from Sale of Investments

Realised gains and losses on investment transactions are calculated using the average cost method or on a FIFO basis for certain derivative contracts.

Gains and losses realised on the sale of all financial assets and financial liabilities carried at fair value through profit or loss are recognised in the Statement of Comprehensive Income.

d) Accounting for Investment Income and Expenses

Interest income/expense and interest from financial assets at fair value through profit or loss

Interest is recognised on a time-proportionate basis using the effective interest method. Interest income includes interest from cash and cash equivalents. Interest from financial assets at fair value through profit or loss includes interest from debt securities.

Interest expense represents interest costs on cash deposits and bank overdraft and margin cash and margin overdraft.

Operating Expenses

The Sub-Fund of the Company shall pay all of its expenses and such proportion of the Company's expenses as is attributable to it. All expenses are accrued on a daily basis as part of net asset valuation each day. See note 5 for further details on fees paid by the Company.

AMUNDI ALTERNATIVE FUNDS IV PLC

Notes to the Financial Statements (continued)

1. Significant Accounting Policies (continued)

e) Foreign Currency

Items included in the Sub-Fund's financial statements are measured using the currency of the primary economic environment in which it operates (the "functional currency"). The Euro ("EUR") is the functional and presentation currency for the Sub-Fund. The EUR is the presentation currency for the Company as a whole.

Monetary assets and liabilities denominated in currencies other than the functional currencies are translated into the functional currency at the closing rates of exchange at each year end. Transactions during the year, including purchases and sales of securities, income and expenses, are translated at the rate of exchange prevailing on the date of the transaction. Foreign currency transaction gains and losses are included in realised and unrealised gains and losses on investments in the Statement of Comprehensive Income.

The following exchange rates were used at 31 December 2023 and 31 December 2022 to convert investments and other assets and liabilities denominated from local to base currency:

31 December 2023		31 December 2022	
	EUR		EUR
AUD	1.61890	AUD	1.57375
CAD	1.45660	CAD	1.44605
CHF	0.92970	CHF	0.98745
EUR	1.00000	EUR	1.00000
GBP	0.86655	GBP	0.88725
HKD	8.62575	HKD	8.32985
JPY	155.73355	JPY	140.81830
SAR	4.14245	SAR	4.01075
SEK	11.13250	SEK	11.12025
USD	1.10465	USD	1.06725
ZAR	20.20130	ZAR	18.15925

f) Redeemable Participating Shares

All redeemable shares issued by the Sub-Fund provide the investors with the right to require redemption for cash at the value proportionate to the investors share in the Sub-Fund's net assets at the redemption date. In accordance with IAS 32 such instruments give rise to a financial liability for the present value of the redemption amount.

g) Subscriptions Receivable/ Redemptions Payable

Subscriptions receivable and redemptions payable represent amounts due from or to investors for share dealing contracted but unsettled at Statement of Financial Position date.

h) Cash and Cash Equivalents

Cash and cash equivalents includes cash in hand, deposits held at call with banks and other short-term investments in an active market with original maturities of three months or less. Bank overdrafts are presented as a liability in the Statement of Financial Position.

i) Margin Cash and Margin Overdraft

Margin cash and margin overdraft consist of cash holdings with/due to brokers, transferred as collateral against derivatives.

j) Taxation

Liabilities relating to uncertain tax positions are accrued only when such liabilities are probable and can be estimated with reasonable accuracy.

AMUNDI ALTERNATIVE FUNDS IV PLC

Notes to the Financial Statements (continued)

1. Significant Accounting Policies (continued)

k) Transaction costs

Transaction costs are incremental costs that are directly attributable to the acquisition, issue or disposal of a financial asset or financial liability. An incremental cost is one that would not have been incurred if the entity had not acquired, issued or disposed of the financial instrument. Only transaction costs which are separately identifiable are disclosed in the Statement of Comprehensive Income. These include transaction costs paid to depositories, identifiable brokerage charges and commissions, identifiable transaction related taxes and other market charges and separately identifiable transaction costs related to financial derivative instruments.

l) Receivable on Securities Sold/Payable on Securities Purchased

Receivables for securities sold and payables for securities purchases are investment trades that have been contracted for but not yet settled or delivered on the Statement of Financial Position date respectively. These amounts are recognised at fair value, less any provision for impairment for amounts receivable.

m) Balances due to/from Broker

Balances due to/from brokers consist of unsettled amounts on security and derivative transactions and collateral movement.

2. Number of Shares in Issue and Net Assets attributable to Redeemable Participating Shareholders

Authorised

The authorised share capital of the Company is 500,000,000,002 Shares of no par value divided into 2 Subscriber Shares of no par value and 500,000,000,000 Ordinary Shares of no par value.

The Subscriber Shares entitle the holders to attend and vote at general meetings of the Company but do not entitle the holders to participate in the profits or assets of the Company except for a return of capital on a winding-up.

The Redeemable Participating Shares entitle the holders to attend and vote at general meetings of the Company and to participate equally in the profits and assets of the Sub-Funds to which the Shares relate.

The Subscriber Shares are solely held by Amundi Asset Management.

The movement in redeemable participating shares in the Company during the year ended 31 December 2023 was as follows:

	Amundi Metori Epsilon Global Trends Fund EUR Class A	Amundi Metori Epsilon Global Trends Fund CHF Class I	Amundi Metori Epsilon Global Trends Fund EUR Class I	Amundi Metori Epsilon Global Trends Fund GBP Class I
Shares in issue at beginning of the year	212,379	52,241	2,672,175	397,672
Shares issued during the year	27,224	34,335	835,140	38,068
Shares redeemed during the year	(165,050)	(26,187)	(1,549,842)	(151,204)
Shares in issue at the end of the year	<u>74,553</u>	<u>60,389</u>	<u>1,957,473</u>	<u>284,536</u>

	Amundi Metori Epsilon Global Trends Fund USD Class I	Amundi Metori Epsilon Global Trends Fund USD Class AA	Amundi Metori Epsilon Global Trends Fund USD Class IA
Shares in issue at beginning of the year	329,799	500	100
Shares issued during the year	43,174	-	-
Shares redeemed during the year	(141,060)	-	-
Shares in issue at the end of the year	<u>231,913</u>	<u>500</u>	<u>100</u>

AMUNDI ALTERNATIVE FUNDS IV PLC

Notes to the Financial Statements (continued)

2. Number of Shares in Issue and Net Assets attributable to Redeemable Participating Shareholders (continued)

The movement in redeemable participating shares in the Company during the year ended 31 December 2022 was as follows:

	Amundi Metori Epsilon Global Trends Fund EUR Class A	Amundi Metori Epsilon Global Trends Fund CHF Class I	Amundi Metori Epsilon Global Trends Fund EUR Class I	Amundi Metori Epsilon Global Trends Fund GBP Class I
Shares in issue at beginning of the year	144,452	427,490	2,454,578	438,600
Shares issued during the year	133,871	47,653	1,633,335	33,017
Shares redeemed during the year	(65,944)	(422,902)	(1,415,738)	(73,945)
Shares in issue at the end of the year	212,379	52,241	2,672,175	397,672

	Amundi Metori Epsilon Global Trends Fund USD Class I	Amundi Metori Epsilon Global Trends Fund USD Class AA	Amundi Metori Epsilon Global Trends Fund USD Class IA
Shares in issue at beginning of the year	462,847	100	100
Shares issued during the year	86,540	400	-
Shares redeemed during the year	(219,588)	-	-
Shares in issue at the end of the year	329,799	500	100

3. Cash and Cash Equivalents

	Amundi Metori Epsilon Global Trends Fund 31 December 2023 EUR	Amundi Metori Epsilon Global Trends Fund 31 December 2022 EUR
Cash and cash equivalents	448,856	44,851,193
Margin cash balance	76,879,946	92,839,472
Margin overdraft balance	(4,393,557)	(3,068,939)
	72,935,245	134,621,726

All cash balances and overdrafts are held with CACEIS Bank, Ireland Branch. Margin balances and overdrafts are held with Société Générale.

AMUNDI ALTERNATIVE FUNDS IV PLC

Notes to the Financial Statements (continued)

4. Net gains and losses on financial assets and liabilities at fair value through profit or loss

	Amundi Metori Epsilon Global Trends Fund 30 December 2023 EUR	Amundi Metori Epsilon Global Trends Fund 31 December 2022 EUR
Net realised gain/(loss) from financial assets and financial liabilities at fair value through profit or loss:		
Bond positions	3,836,392	14,714,649
Treasury bills	(343,151)	(2,526,389)
Futures contracts	(17,736,409)	70,168,355
Forward foreign exchange contracts	(3,536,382)	9,346,795
Foreign currency	(707,023)	(1,056,439)
	(18,486,573)	90,646,971
Net change in unrealised gain/(loss) from financial assets and financial liabilities at fair value through profit or loss:		
Bond positions	(25,289,508)	28,634,550
Treasury bills	10,869,192	1,112,558
Futures contracts	7,960,247	(11,052,811)
Forward foreign exchange contracts	6,074,641	(7,726,807)
	(385,428)	10,967,490
Total net gain on financial assets and financial liabilities at fair value through profit or loss	(18,872,001)	101,614,461

*The above gains/losses on forward currency contracts and foreign exchange also includes those related to FX contracts placed for share class hedging purposes.

5. Fees

Management Fee

The Company may charge a management fee which will be paid to the Manager (Amundi Asset Management (the "Manager")). The management fee, with the exception of any performance fee payable in respect of the Sub-Fund, shall accrue daily and be payable quarterly in arrears.

The management fee rates applicable to each class are as follows: Class A Shares up to 1.75% per annum, Class I Shares up to 1.00% per annum, Class AA Shares up to 1.9% per annum and Class IA Shares up to 1.25% per annum. Management fees charged during the year amounted to EUR 5,073,781 (31 December 2022: EUR 6,009,647) of which EUR 2,025,915 (31 December 2022: EUR 1,714,540) was payable at the year end.

Sub-Investment Manager Fee

The Sub-Investment Manager fees charged for the Sub-Fund for the financial year ended 31 December 2023 amounted to EUR 3,508,438 (31 December 2022: EUR 3,933,237) of which EUR 1,405,322 (31 December 2022: EUR 1,166,475) was payable at the year end. The Manager pays the sub-investment manager fee out of the management fee.

AMUNDI ALTERNATIVE FUNDS IV PLC

Notes to the Financial Statements (continued)

5. Fees (continued)

Administration, Depositary and Global Administrative Fees

CACEIS Ireland Limited acts as Administrator to the Company, pursuant to the Administration Agreement dated 4 April 2011. For administration, registrar services and transfer agent services provided, the Administrator shall be entitled to receive out of the net assets of the Sub-Fund an annual fee, accrued daily and paid quarterly in arrears.

CACEIS Bank, Ireland Branch acts as Depositary to the Company, pursuant to the Custodian Agreement 4 April 2011 and updated on 6 June 2017. For services rendered the Depositary shall be entitled to receive out of the net assets of the Sub-Fund an annual fee, accrued daily and paid quarterly in arrears.

The Sub-Fund is subject to an administrative expense fee of 0.17% of the Net Asset Value of each Class of the Sub-Fund per annum, out of which will be paid the fees and expenses of the Depositary and the Administrator.

The Administrative expense fees charged for Sub-Fund for the financial year ended 31 December 2023 amounted to EUR 581,198 (31 December 2022: EUR 403,730) of which EUR 479,797 (31 December 2022: EUR 403,730) was payable at the year end.

Performance Fees

A class performance fee of up to 15% may be applied to each Share in Class A and Class I and up to 20% in Class AA and Class IA of the Sub-Fund and is payable to the Manager. The return of the Sub-Fund's Net Asset Value per Share will reflect a performance fee to be charged at the end of each incentive fee period if the Sub-Fund's Net Asset Value per Share, at the end of such incentive fee period, exceeds the High Water Mark (after deduction of all fees charged to the Sub-Fund, to the exclusion of the Sub-Fund's class performance fees).

The High Water Mark is

(i) for any Share Class issued on or after 31 December 2021, for the initial Incentive Fee Period, the initial offer price per Share of the relevant Share Class adjusted to reflect a rate of return equal to the relevant Reference Rate accrued over the relevant Incentive Fee Period and thereafter the value of the Sub-Fund's Net Asset Value per Share on the last Valuation Day of the preceding Incentive Fee Period (after deduction of all fees charged to the Sub-Fund) or the high water mark of the Share Class on the last Valuation Day of the preceding Incentive Fee Period, whichever is greater, in each case adjusted to reflect a rate of return equal to the relevant Reference Rate accrued over the relevant Incentive Fee Period.

(ii) for any Share Class already in issue on 31 December 2021, equal to the value of the Sub-Fund's Net Asset Value per Share on the last Valuation Day of the preceding Incentive Fee Period (after deduction of all fees charged to the Sub-Fund) or the high water mark of the Share Class on the last Valuation Day of the preceding Incentive Fee Period, whichever is greater, in each case adjusted to reflect a rate of return equal to the relevant Reference Rate accrued over the relevant Incentive Fee Period.

The relevant Reference Rate varies according to the local currency of the Share Class and is set out in the Supplement for the Sub-Fund.

Performance fees charged for the financial year ended 31 December 2023 amounted to EUR 298,313 (31 December 2022: EUR 11,228,921) and EUR 292,057 was payable at the year end (31 December 2022: EUR 11,085,338).

AMUNDI ALTERNATIVE FUNDS IV PLC

Notes to the Financial Statements (continued)

5. Fees (continued)

Performance Fees (continued)

	For the Period Ended 31 December 2023
	EUR
Share Class	
CHF Class I	84
EUR Class A	4,448
EUR Class I	267,379
GBP Class I	10,799
USD Class I	15,556
USD Class IA	1
USD Class AA	46
	<u>298,313</u>

The performance fee is paid to the Manager who in turn pays a portion of the fee to the Sub-Investment Manager.

Directors Fees

The Directors shall be entitled to a fee as remuneration for their services at a rate to be determined from time to time by the Directors provided that the amount of remuneration payable to each Director in any one (1) year in respect of the Company shall not exceed in one year €15,000 per Sub-Fund or such other amount as may be approved by a resolution of the Directors and disclosed to the Shareholders in the annual or semi-annual accounts.

For the financial year ended 31 December 2023 all Directors fees were paid by the Manager on behalf of the Company. This amounted to EUR 29,000 for 2023 (2022: EUR 29,000).

The Manager, Administrator, Depositary and Directors were entitled to reimbursement of all out-of-pocket expenses.

Only the Independent Directors were entitled to receive the fees for their services during the year.

Auditors' Remuneration

Fees and expenses charged by the statutory auditors, PricewaterhouseCoopers, in respect of the financial year ended 31 December 2023 and 31 December 2022 are as follows:

2023	USD	2022	USD
Audit of statutory accounts	9,000*	Audit of statutory accounts	9,000*
Tax Services	Nil	Tax Services	Nil

*All amounts are included ex-VAT

The audit fees of the Company are borne by the Manager.

Notes to the Financial Statements (continued)

6. Derivative Contracts

The Sub-Fund uses futures to achieve its investment objective and forward currency exchange contracts to hedge non-base currency share classes.

Forward foreign exchange contracts entered into by the Sub-Fund of the Company represent a firm commitment to buy or sell an underlying asset or currency at a specified value and point in time based upon an agreed or contracted quantity. The realised gain or loss is equal to the difference between the value of the contract at the onset and the value of the contract at settlement date and are included in the Statement of Comprehensive Income. The fair value of the forward foreign exchange contracts are included in the Statement of Financial Position.

Futures contracts held by the Sub-Fund of the Company are exchange traded derivatives which represent agreements to buy or sell a financial instrument in the future for a specified price. The future contracts are collateralised by cash held by brokers in margin accounts and changes in the value of the contracts are settled net, on a daily basis. The realised gain or loss is equal to the difference between the value of the contract at the onset and the value of the contract at settlement date and are included in the Statement of Comprehensive Income. The fair value of the future contracts are included in the Statement of Financial Position.

As at 31 December 2023, the following derivative contracts were included in the Company's Statement of Financial Position at fair value through profit or loss:

Forward foreign exchange contracts

CCY	Buy CCY	Sell	Maturity	Unrealised Gain EUR	Counterparty
CHF	7,035,428 EUR	(7,476,032)	12 January 2024	97,674	Société Générale
EUR	135,283 USD	(147,790)	12 January 2024	1,563	Société Générale
EUR	63,541 USD	(68,650)	12 January 2024	1,430	Société Générale
EUR	48,193 USD	(52,101)	12 January 2024	1,054	Société Générale
EUR	83,681 GBP	(71,862)	12 January 2024	785	Société Générale
EUR	69,259 GBP	(59,433)	12 January 2024	703	Société Générale
EUR	56,369 GBP	(48,284)	12 January 2024	674	Société Générale
EUR	68,797 GBP	(59,177)	12 January 2024	535	Société Générale
EUR	53,152 GBP	(45,658)	12 January 2024	484	Société Générale
EUR	24,071 GBP	(20,679)	12 January 2024	218	Société Générale
EUR	95,412 GBP	(82,617)	12 January 2024	111	Société Générale
GBP	22,874 EUR	(26,317)	12 January 2024	72	Société Générale
GBP	13,469 EUR	(15,487)	12 January 2024	52	Société Générale
EUR	2,673 USD	(2,921)	12 January 2024	30	Société Générale
GBP	12,026 EUR	(13,845)	12 January 2024	27	Société Générale
EUR	1,884 USD	(2,070)	12 January 2024	11	Société Générale
EUR	5,571 CHF	(5,172)	03 January 2024	8	Société Générale
EUR	535 GBP	(462)	12 January 2024	3	Société Générale
Total unrealised gains on forward foreign exchange contracts				105,434	

CCY	Buy CCY	Sell	Maturity	Unrealised (Loss) EUR	Counterparty
USD	40,953,098 EUR	(37,859,276)	12 January 2024	(806,245)	Société Générale
GBP	46,357,919 EUR	(54,016,050)	12 January 2024	(542,046)	Société Générale
USD	55,235 EUR	(51,062)	12 January 2024	(1,087)	Société Générale
USD	11,265 EUR	(10,414)	12 January 2024	(222)	Société Générale
GBP	35,043 EUR	(40,628)	12 January 2024	(205)	Société Générale
EUR	10,246 CHF	(9,693)	12 January 2024	(188)	Société Générale
EUR	9,321 CHF	(8,782)	12 January 2024	(133)	Société Générale
GBP	18,360 EUR	(21,311)	12 January 2024	(132)	Société Générale
EUR	26,326 GBP	(22,874)	02 January 2024	(70)	Société Générale
EUR	15,491 GBP	(13,469)	03 January 2024	(52)	Société Générale
GBP	28,402 EUR	(32,772)	12 January 2024	(8)	Société Générale
CHF	5,172 EUR	(5,574)	12 January 2024	(8)	Société Générale
Total unrealised loss on forward foreign exchange contracts				(1,350,396)	

All open Forward Foreign Exchange Contracts held at 31 December 2023 are held for share class hedging purposes.

AMUNDI ALTERNATIVE FUNDS IV PLC

Notes to the Financial Statements (continued)

6. Derivative Contracts (continued)

Futures Contracts

Contract Size	Description	Maturity Date	Unrealised		Counterparty
			Gain/(Loss)	EUR	
Currency Futures					
2,375	USD/MXN CME Mar24	31 March 2024	1,299,873		Société Générale Newedge-UK Limited
2,904	BRAZIL REAL Feb24	29 February 2024	327,656		Société Générale Newedge-UK Limited
160	USD/GBP CME Mar24	31 March 2024	197,254		Société Générale Newedge-UK Limited
Total unrealised gain on currency futures			1,824,783		
Index Futures					
177	NASDAQ 100 E Mar24	31 March 2024	2,467,225		Société Générale Newedge-UK Limited
312	NIKKEI 225 Mar24	31 March 2024	406,749		Société Générale Newedge-UK Limited
88	S&P 500 EMIN Mar24	31 March 2024	181,630		Société Générale Newedge-UK Limited
Total unrealised gain on index futures			3,055,604		
Total unrealised gain on futures contracts			4,880,387		
Currency Futures					
(267)	JPN YEN CURR Mar24	31 March 2024	(636,806)		Société Générale Newedge-UK Limited
599	EUR/JPY CM Mar24	31 March 2024	(576,835)		Société Générale Newedge-UK Limited
(1,009)	EUR/GBP CME Mar24	31 March 2024	(553,524)		Société Générale Newedge-UK Limited
Total unrealised loss on currency futures			(1,767,165)		
Index Futures					
(402)	HANG SENG IN Jan24	31 January 2024	(878,700)		Société Générale Newedge-UK Limited
(1,074)	H-SHARES IDX Jan24	31 January 2024	(867,379)		Société Générale Newedge-UK Limited
388	IBEX 35 INDEX Jan24	31 January 2024	(385,284)		Société Générale Newedge-UK Limited
266	CAC40 10 EUR Jan24	31 January 2024	(123,445)		Société Générale Newedge-UK Limited
204	FTSE/MIB Mar24	31 March 2024	(121,380)		Société Générale Newedge-UK Limited
Total unrealised loss on index futures			(2,376,188)		
Total unrealised loss on futures contracts			(4,143,353)		

AMUNDI ALTERNATIVE FUNDS IV PLC

Notes to the Financial Statements (continued)

6. Derivative Contracts (continued)

As at 31 December 2022, the following derivative contracts were included in the Company's Statement of Financial Position at fair value through profit or loss:

Forward foreign exchange contracts

CCY	Buy CCY	Sell	Maturity	Unrealised Gain EUR	Counterparty
EUR	1,898,500 USD	(1,971,205)	13 January 2023	53,527	Société Générale
EUR	1,571,161 GBP	(1,355,216)	13 January 2023	44,671	Société Générale
EUR	7,647,956 USD	(8,143,699)	13 January 2023	25,498	Société Générale
EUR	888,040 USD	(924,240)	13 January 2023	22,793	Société Générale
EUR	1,694,620 USD	(1,787,113)	13 January 2023	21,892	Société Générale
EUR	7,388,337 USD	(7,871,169)	13 January 2023	20,801	Société Générale
EUR	428,155 GBP	(369,310)	13 January 2023	12,162	Société Générale
EUR	2,313,987 GBP	(2,044,964)	13 January 2023	10,589	Société Générale
EUR	337,632 GBP	(293,350)	13 January 2023	7,212	Société Générale
EUR	184,173 USD	(189,406)	13 January 2023	6,900	Société Générale
EUR	2,685,790 USD	(2,863,376)	04 January 2023	2,842	Société Générale
EUR	80,172 GBP	(68,806)	13 January 2023	2,667	Société Générale
EUR	196,632 CHF	(191,769)	13 January 2023	2,331	Société Générale
EUR	151,349 GBP	(132,329)	13 January 2023	2,293	Société Générale
EUR	57,756 GBP	(49,663)	13 January 2023	1,817	Société Générale
EUR	59,335 GBP	(51,073)	13 January 2023	1,806	Société Générale
EUR	63,323 GBP	(55,209)	13 January 2023	1,138	Société Générale
EUR	69,375 GBP	(60,586)	13 January 2023	1,135	Société Générale
EUR	88,353 GBP	(77,705)	13 January 2023	832	Société Générale
EUR	41,181 USD	(43,365)	13 January 2023	593	Société Générale
EUR	41,397 GBP	(36,320)	13 January 2023	487	Société Générale
EUR	681,228 GBP	(604,253)	13 January 2023	441	Société Générale
EUR	78,146 GBP	(69,030)	13 January 2023	389	Société Générale
CHF	101,885 EUR	(102,934)	13 January 2023	276	Société Générale
EUR	1,441 USD	(1,496)	13 January 2023	41	Société Générale
EUR	5,864 CHF	(5,768)	13 January 2023	19	Société Générale
EUR	1,361 USD	(1,435)	13 January 2023	18	Société Générale
EUR	14,410 GBP	(12,774)	03 January 2023	13	Société Générale
EUR	7,598 USD	(8,101)	13 January 2023	12	Société Générale
EUR	307 USD	(319)	13 January 2023	9	Société Générale
EUR	16,832 CHF	(16,602)	13 January 2023	9	Société Générale
EUR	271 USD	(286)	13 January 2023	4	Société Générale
EUR	9,363 CHF	(9,241)	13 January 2023	2	Société Générale
Total unrealised gains on forward foreign exchange contracts				245,219	

AMUNDI ALTERNATIVE FUNDS IV PLC

Notes to the Financial Statements (continued)

6. Derivative Contracts (continued)

Forward foreign exchange contracts (continued)

CCY	Buy CCY	Sell	Maturity	Unrealised (Loss) EUR	Counterparty
USD	75,842,083 EUR	(76,183,200)	13 January 2023	(5,196,442)	Société Générale
GBP	70,886,099 EUR	(82,160,614)	13 January 2023	(2,314,345)	Société Générale
USD	283,105 EUR	(288,427)	13 January 2023	(23,442)	Société Générale
CHF	6,691,065 EUR	(6,796,361)	13 January 2023	(16,947)	Société Générale
USD	59,313 EUR	(59,580)	13 January 2023	(4,064)	Société Générale
USD	2,863,376 EUR	(2,684,146)	13 January 2023	(2,723)	Société Générale
GBP	49,382 EUR	(57,126)	13 January 2023	(1,502)	Société Générale
USD	44,349 EUR	(42,989)	13 January 2023	(1,479)	Société Générale
USD	154,063 EUR	(145,321)	13 January 2023	(1,084)	Société Générale
USD	64,714 EUR	(61,405)	13 January 2023	(830)	Société Générale
USD	12,027 EUR	(12,081)	13 January 2023	(824)	Société Générale
USD	75,779 EUR	(71,422)	13 January 2023	(488)	Société Générale
GBP	604,253 EUR	(681,501)	04 January 2023	(461)	Société Générale
USD	46,890 EUR	(44,002)	13 January 2023	(115)	Société Générale
EUR	160,287 CHF	(158,237)	13 January 2023	(49)	Société Générale
USD	8,101 EUR	(7,603)	03 January 2023	(13)	Société Générale
GBP	12,774 EUR	(14,406)	13 January 2023	(12)	Société Générale
CHF	9,241 EUR	(9,360)	04 January 2023	(2)	Société Générale
Total unrealised loss on forward foreign exchange contracts				<u>(7,564,822)</u>	

All open Forward Foreign Exchange Contracts held at 31 December 2022 are held for share class hedging purposes.

AMUNDI ALTERNATIVE FUNDS IV PLC

Notes to the Financial Statements (continued)

6. Derivative Contracts (continued)

Future Contracts

Contract Size	Description	Maturity Date	Unrealised		Counterparty
			Gain/(Loss)	EUR	
Currency Futures					
5,051	USD/MXN CME Mar23	31 March 2023	1,137,606		Société Générale Newedge-UK Limited
(122)	USD/GBP CME FUT Mar23	31 March 2023	232,326		Société Générale Newedge-UK Limited
(16)	USD/AUD FUT CME Mar23	31 March 2023	8,937		Société Générale Newedge-UK Limited
Total unrealised gain on currency futures			<u>1,378,869</u>		
Index Futures					
(1,393)	3MO EURO Mar23	31 March 2023	373,450		Société Générale Newedge-UK Limited
(620)	3MO EURO Jan23	31 January 2023	41,579		Société Générale Newedge-UK Limited
Total unrealised gain on index futures			<u>415,029</u>		
Interest Rate Futures					
(583)	SOFRRATE 3M FUT Jun23	30 June 2023	81,038		Société Générale Newedge-UK Limited
Total unrealised gain on interest rate futures			<u>81,038</u>		
Total unrealised gain on futures contracts			<u>1,874,936</u>		
Currency Futures					
(2,554)	ICE 3M SONIA Jun23	30 June 2023	(2,835,912)		Société Générale Newedge-UK Limited
594	EUR/JPY Mar23	31 March 2023	(1,827,350)		Société Générale Newedge-UK Limited
(662)	JPN YEN Mar23	31 March 2023	(1,603,988)		Société Générale Newedge-UK Limited
2,964	BRAZIL REAL Feb23	28 February 2023	(762,277)		Société Générale Newedge-UK Limited
(345)	EUR/USD Mar23	31 March 2023	(120,231)		Société Générale Newedge-UK Limited
(75)	USD/CAD Mar23	31 March 2023	(12,125)		Société Générale Newedge-UK Limited
Total unrealised loss on currency futures			<u>(7,161,883)</u>		
Index Futures					
353	FTSE/MIB Mar23	31 March 2023	(1,419,905)		Société Générale Newedge-UK Limited
970	FTSE 100 IND Mar23	31 March 2023	(247,878)		Société Générale Newedge-UK Limited
59	DJ EURO STOXX Mar23	31 March 2023	(103,545)		Société Générale Newedge-UK Limited
(22)	NASDAQ 100 E Mar23	31 March 2023	(83,415)		Société Générale Newedge-UK Limited
224	IBEX 35 INDEX Jan23	31 January 2023	(81,523)		Société Générale Newedge-UK Limited
Total unrealised loss on index futures			<u>(1,936,266)</u>		
Total unrealised loss on futures contracts			<u>(9,098,149)</u>		

Notes to the Financial Statements *(continued)*

7. Financial Risk Management

a) Overall risk management

The Company/Sub-Fund is exposed to a number of risks due to the nature of its activities. These risks include market risk (including currency risk, interest rate risk and price risk), credit risk and liquidity risk. The Company/Sub-Fund trades financial instruments that may be impacted by market liquidity, credit worthiness of issuers and/or counterparties, changes in interest rate, currency, market prices and volatility.

The Company/Sub-Fund is also exposed to operational risk such as Custody or counterparty risk. Custody or counterparty risk is the risk of loss being incurred on securities in custody as a result of the counterparty's or the Custody's insolvency, negligence, misuse of assets, fraud, poor administration or inadequate record-keeping. In the event that one of the Company/Sub-Fund's counterparties or Custody becomes bankrupt and/or fails to segregate the Company/Sub-Fund's assets on deposit as required, the Company/Sub-Fund may be subject to a risk of loss. Although an appropriate legal framework is in place that reduces the risk of loss of value of the securities held by the counterparty, in the event of its failure, the ability of the Company/Sub-Fund to transfer the securities might be temporarily impaired.

The Company/Sub-Fund's risk management policies are approved by the Board of Directors and seek to minimise the potential adverse effects of these risks on the Company/Sub-Fund's financial performance. The risk management system is an ongoing process of identification, measurement, monitoring and controlling risk.

In order to avoid excessive concentrations of risk, the Company/Sub-Fund's investment policies and risk management procedures include specific guidelines to ensure the maintenance of a diversified portfolio.

b) Credit Risk

Credit risk is the risk that an issuer or counterparty will be unable to meet a commitment that it has entered into with the Company/Sub-Fund. There is a possibility that an issuer will be unable to make interest payments and repay principal when due. Changes in an issuer's financial strength or in a financial instrument's credit rating may affect a financial instrument's value.

At the reporting date, financial assets and financial liabilities exposed to credit risk include treasury bills which have a credit rating of AA (31 December 2022: AA) and private bonds the issuer of which has a credit rating of A (31 December 2022: A). The carrying amount of the financial assets and financial liabilities are disclosed in the Statement of Financial Position on page 14. It is the opinion of the Manager that the carrying amounts of these financial assets and financial liabilities represent the credit risk exposure at the reporting date. The notional amounts on derivatives represents the maximum potential credit risk exposure on derivatives. The notional amounts on derivatives held by the Company/Sub-Fund as at 31 December 2023 and 31 December 2022 are disclosed in note 6 to these financial statements.

The credit risk on cash transactions and transactions involving derivative financial instruments is mitigated by transacting with counterparties that are regulated entities subject to prudential supervision, or with counterparties with high credit ratings assigned by a recognised rating agency.

The Fund measures credit risk and expected credit losses using probability of default, exposure at default and loss given default. Management consider both historical analysis and forward looking information in determining any expected credit loss. At 31 December 2023 and 31 December 2022, all other receivables, amounts due from brokers, cash and short-term deposits are held with counterparties with a credit rating of AA/Aa or higher and are due to be settled within 1 week. Management consider the probability of default to be close to zero as the counterparties have a strong capacity to meet their contractual obligations in the near term. As a result, no loss allowance has been recognised based on 12-month expected credit losses as any such impairment would be wholly insignificant to the Sub-Fund.

Notes to the Financial Statements *(continued)*

7. Financial Risk Management *(continued)*

b) Credit Risk *(continued)*

Counterparties Risk

In accordance with the investment restrictions as described in the prospectus, where the Company/Sub-Fund directly enters into over-the-counter derivative transactions or other arrangements with counterparties and where assets are transferred to those counterparties, each counterparty must have a minimum credit rating of at least A-2 from S&P or equivalent by a recognised rating agency.

Substantially all of the assets of the Company/Sub-Fund are held in segregated accounts by the Depositary, CACEIS Bank, Ireland Branch and by the counterparty Société Générale. Bankruptcy or insolvency of the Depositary or counterparties may cause the Company/Sub-Fund's rights with respect to securities held by the Depositary or counterparty to be delayed or limited in certain cases. The Company/Sub-Fund monitors its risk by monitoring the credit quality and financial positions of the counterparties the Company/Sub-Fund uses.

The below table illustrates the credit rating of counterparties associated with the Company/Sub-Fund:

	31 December 2023	31 December 2022
	Credit Rating*	Credit Rating*
CACEIS Bank, Ireland Branch	A+	A+
Société Générale	A	A
Société Générale Newedge-UK Limited**	N/A	N/A

*Standard and Poor's ratings

**Société Générale Newedge-UK Limited is owned by Société Générale so does not have a separate independent credit rating

Offsetting financial assets and financial liabilities

As at 31 December 2023 and 31 December 2022, the Company/Sub-Fund was not subject to any master netting arrangements with its counterparty, Société Générale. The forward foreign exchange contracts and Futures contracts were held with Société Générale.

Forward foreign exchange contracts and futures contracts are settled on a gross basis. The fair value of the forward foreign exchange contracts and futures contracts as at 31 December 2023 and 31 December 2022 is disclosed in the Statement of Financial Position on page 14.

c) Liquidity Risk

Liquidity risk is the risk that the Company/Sub-Fund may not be able to generate sufficient cash resources to settle its obligations in full as they fall due or can only do so on terms that are materially disadvantageous.

The Company/Sub-Fund's redeemable shares are redeemable at the shareholder's option daily for cash equal to a proportionate share of the Company/Sub-Fund's net asset value. The Company/Sub-Fund is therefore potentially exposed to daily redemptions by its shareholders.

The Company/Sub-Fund invests in marketable securities and other financial instruments, which under normal market conditions are readily convertible to cash. It is also the Company/Sub-Fund's policy to maintain sufficient cash and cash equivalents to meet normal operating requirements and expected redemption requests.

To manage liquidity risk, where outstanding redemption requests from all holders of Shares in the Company/Sub-Fund on any Dealing Day total an aggregate of more than 10% of the Net Asset Value of the Company/Sub-Fund on such Dealing Day, the Directors shall be entitled at their discretion to refuse to redeem such number of Shares in issue in respect of the Company/Sub-Fund on that Dealing Day in respect of which redemption requests have been received in excess of 10% of the Net Asset Value of the Company/Sub-Fund as the Directors shall determine.

AMUNDI ALTERNATIVE FUNDS IV PLC

Notes to the Financial Statements (continued)

7. Financial Risk Management (continued)

c) Liquidity Risk (continued)

If the Company/Sub-Fund refuses to redeem Shares for this reason, the requests for redemption on such date shall be reduced rateably and the Shares to which each request relates which are not redeemed shall be redeemed on subsequent Dealing Days, provided that the Company/Sub-Fund shall not be obliged to redeem more than 10% of the Net Asset Value of the Company/Sub-Fund outstanding on any Dealing Day, until all the Shares to which the original request related have been redeemed.

The Investment Manager monitors the Company/Sub-Fund's liquidity risk on a daily basis in accordance with the Company/Sub-Fund's investment objectives, policies and investment guidelines. The Company/Sub-Fund's overall liquidity positions are reviewed on a daily basis by the Manager.

The following tables detail the Company/Sub-Fund's remaining contractual maturity for its financial liabilities with agreed repayment periods. The tables have been drawn up based on the undiscounted cash flows of financial liabilities based on the earliest date on which the Company/Sub-Fund can be required to pay.

The following table sets out the Company/Sub-Fund's total exposure to liquidity risk as at the 31 December 2023:

Amundi Metori Epsilon Global Trends Fund	Less than 1 Month EUR	1 - 3 Months EUR	3 - 12 Months EUR	Over 12 Months EUR	No Stated Maturity EUR	Total EUR
Liabilities						
Derivative liabilities	3,605,205	1,888,544	-	-	-	5,493,749
Redemptions payable	316,720	-	-	-	-	316,720
Margin overdraft balance	4,393,557	-	-	-	-	4,393,557
Management fees payable	2,025,915	-	-	-	-	2,025,915
Performance fees payable	292,057	-	-	-	-	292,057
Global administrative fees payable	479,797	-	-	-	-	479,797
Net assets attributable to redeemable participating shareholders	405,640,153	-	-	-	-	405,640,153
Total financial liabilities	416,753,404	1,888,544	-	-	-	418,641,948

The following table sets out the Company/Sub-Fund's total exposure to liquidity risk as at the 31 December 2022:

Amundi Metori Epsilon Global Trends Fund	Less than 1 Month EUR	1 - 3 Months EUR	3 - 12 Months EUR	Over 12 Months EUR	No Stated Maturity EUR	Total EUR
Liabilities						
Derivative liabilities	7,646,345	6,180,714	2,835,912	-	-	16,662,971
Redemptions payable	8,938,723	-	-	-	-	8,938,723
Margin overdraft balance	3,068,939	-	-	-	-	3,068,939
Management fees payable	1,714,540	-	-	-	-	1,714,540
Performance fees payable	11,085,338	-	-	-	-	11,085,338
Global administrative fees payable	403,730	-	-	-	-	403,730
Net assets attributable to redeemable participating shareholders	600,753,666	-	-	-	-	600,753,666
Total financial liabilities	633,611,281	6,180,714	2,835,912	-	-	642,627,907

AMUNDI ALTERNATIVE FUNDS IV PLC

Notes to the Financial Statements (continued)

7. Financial Risk Management (continued)

d) Market Risk

Market risk is the risk that the fair value or future cash flows of financial instruments will fluctuate due to changes in market variables such as interest rates, foreign exchange rates and market prices.

The Company/Sub-Fund employs an advanced risk management methodology which monitors global exposure using a risk management process which, in compliance with the UCITS Regulations and the Central Bank UCITS Regulations, aims to ensure that on any day the absolute Value at Risk (VaR) of the Company/Sub-Fund will be no greater than 20% of the Net Asset Value of the Company/Sub-Fund over a period of 20 days or that the relative VaR of the Company/Sub-Fund will not exceed twice the Value at Risk of the relevant Reference Assets, as appropriate. The daily VaR will be calculated using 99% confidence level, and the historical observation period will not be less than one year unless a shorter period is justified.

Where this 20% limit is exceeded, the Investment Manager is notified and ensures that appropriate action is taken so that this threshold is not breached at the next valuation point, notwithstanding that immediate action will not be taken if this would be detrimental to investors in the Company/Sub-Fund.

Sub-Fund	Holding Period	VaR	VaR
		31-Dec-23	31-Dec-22
Amundi Metori Epsilon Global Trends Fund	20 Day	6.27%	7.18%

Some limitations of VaR/sensitivity analysis are;

- the models are based on historical data and cannot take account of the fact that future market price movements, correlations between markets and levels of market liquidity in conditions of market stress may bear no relation to historical patterns;
- the market price risk information is a relative estimate of risk rather than a precise and accurate number;
- the market price information represents a hypothetical outcome and is not intended to be predictive (in the case of probability-based methods, such as VaR, profits and losses are almost certain to exceed the reported amount with a frequency depending on the confidence interval chosen); and
- future market conditions could vary significantly from those experienced in the past.

(i) Global exposure and leverage

Global exposure is measured using the VaR approach which considers the full constituents of the portfolio.

The table below details the highest, lowest and average utilisation of the VaR limit, expressed as a percentage of the respective absolute VaR regulatory limit for they year ended 31 December 2023:

Sub-Fund	Market Risk Approach	Highest utilisation of the VaR limit %	Lowest utilisation of the VaR limit %	Average utilisation of the VaR limit %
Amundi Metori Epsilon Global Trends Fund	Absolute VaR	59.97%	22.03%	39.30%

The table below details the highest, lowest and average utilisation of the VaR limit, expressed as a percentage of the respective absolute VaR regulatory limit for they year ended 31 December 2022:

Sub-Fund	Market Risk Approach	Highest utilisation of the VaR limit %	Lowest utilisation of the VaR limit %	Average utilisation of the VaR limit %
Amundi Metori Epsilon Global Trends Fund	Absolute VaR	41.18%	16.36%	24.64%

AMUNDI ALTERNATIVE FUNDS IV PLC

Notes to the Financial Statements (continued)

7. Financial Risk Management (continued)

d) Market Risk (continued)

(i) Global exposure and leverage (continued)

The use of derivative instruments may expose the Company/Sub-Fund to a higher degree of risk, in particular derivative contracts can be highly volatile, and the amount of initial margin is generally small relative to the size of the contract so that transactions may be leveraged in terms of market exposure. A relatively small market movement may have a potentially larger impact on derivatives than on standard equities. Leveraged derivative positions can therefore increase volatility of the Company/Sub-Fund.

In order to calculate the leverage level inherent in each Strategy Index, the gross exposure is divided by the total value of the Strategy Index as outlined in the Company/Sub-Fund's risk management program.

Disclosed in the table below is the average leverage employed during the year:

Sub-Fund	Average leverage employed during the year ended 31 December 2023	Average leverage employed during the year ended 31 December 2022
Amundi Metori Epsilon Global Trends Fund	895.87%	803.00%

(ii) Price Risk

Price risk is the risk that fair value or future cash flows of a financial instrument will fluctuate because of changes in market prices.

The Company/Sub-Fund is exposed to price risk arising from its investments in debt securities and derivatives.

The overall price risk exposure at 31 December 2023 and as at 31 December 2022 is set out in the Schedule of Investments on pages 48-51.

While pricing information is generally available for most of the financial instruments in which the Company/Sub-Fund invests, some pricing inputs may not always be available for over-the-counter instruments. Such instruments shall be valued at their probable realisation value estimated with care and in good faith by the Directors or a competent person appointed by the Directors and approved for the purpose by the Depositary, however, there can be no assurance that the value of an asset owned by the Company/Sub-Fund will be realised upon its disposition.

The Investment Manager manages the Company/Sub-Funds's market price risk on a daily basis in accordance with the Company/Sub-Fund's investment objectives, policies and investment guidelines. The Company/Sub-Fund's overall market positions are monitored on a daily basis by the Manager.

(iii) Interest Rate Risk

Interest rate risk is the risk that the fair value or future cash flows of a financial instrument will fluctuate because of changes in market interest rates.

The Company/Sub-Fund's interest bearing financial assets and liabilities expose it to risk associated with the effects of fluctuations in the prevailing levels of market interest rates on its financial position and cash flows. The table overleaf summarises the Company/Sub-Fund's exposure to interest rate risks. It includes the Company/Sub-Fund's assets and liabilities at fair value, categorised by the earlier of contractual re-pricing or maturity dates.

AMUNDI ALTERNATIVE FUNDS IV PLC

Notes to the Financial Statements (continued)

7. Financial Risk Management (continued)

d) Market Risk (continued)

(iii) Interest Rate Risk (continued)

The below table shows the interest rate risk for the financial year ended 31 December 2023.

	Less than 1 month EUR	1 - 3 Months EUR	3 - 12 Months EUR	1 – 5 Years EUR	Non-Interest Bearing EUR	Total EUR
Assets						
Cash and cash equivalents	448,856	-	-	-	-	448,856
Margin cash balance	-	-	-	-	76,879,946	76,879,946
Due from Brokers	-	-	-	-	1,650,000	1,650,000
Financial assets at fair value through profit or loss:						
Treasury bills	44,908,425	189,936,995	81,072,770	-	-	315,918,190
Private bonds	-	-	18,517,340	-	-	18,517,340
Futures contracts	-	-	-	-	4,880,387	4,880,387
Forward foreign exchange contracts	-	-	-	-	105,434	105,434
Other receivables	-	-	-	-	241,795	241,795
Total assets	45,357,281	189,936,995	99,590,110	-	83,757,562	418,641,948
Liabilities						
Margin overdraft balance	(4,393,557)	-	-	-	-	(4,393,557)
Financial liabilities at fair value through profit or loss:						
Futures contracts	-	-	-	-	(4,143,353)	(4,143,353)
Forward foreign exchange contracts	-	-	-	-	(1,350,396)	(1,350,396)
Other payables	-	-	-	-	(3,114,489)	(3,114,489)
Total liabilities	(4,393,557)	-	-	-	(8,608,238)	(13,001,795)
Total Interest sensitivity gap	40,963,724	189,936,995	99,590,110	-	-	330,490,829

A 5% change in the market value of interest bearing assets would have impacted the profit and net asset value of the Sub-Fund by EUR 16,524,541 (31 December 2022: EUR 26,770,089).

AMUNDI ALTERNATIVE FUNDS IV PLC

Notes to the Financial Statements *(continued)*

7. Financial Risk Management *(continued)*

d) Market Risk *(continued)*

(iii) Interest Rate Risk *(continued)*

The below table shows the interest rate risk for the financial year ended 31 December 2022.

	Less than 1 month EUR	1 - 3 Months EUR	3 - 12 Months EUR	1 – 5 Years EUR	Non-Interest Bearing EUR	Total EUR
Assets						
Cash and cash equivalents	44,851,193	-	-	-	-	44,851,193
Margin cash balance	-	-	-	-	92,839,472	92,839,472
Financial assets at fair value through profit or loss:						
Treasury bills	201,949,330	249,428,000	-	-	-	451,377,330
Private bonds	-	-	-	42,242,200	-	42,242,200
Futures contracts	-	-	-	-	1,874,936	1,874,936
Forward foreign exchange contracts	-	-	-	-	245,219	245,219
Other receivables	-	-	-	-	9,197,557	9,197,557
Total assets	246,800,523	249,428,000	-	42,242,200	104,157,184	642,627,907
Liabilities						
Margin overdraft balance	(3,068,939)	-	-	-	-	(3,068,939)
Financial liabilities at fair value through profit or loss:						
Futures contracts	-	-	-	-	(9,098,149)	(9,098,149)
Forward foreign exchange contracts	-	-	-	-	(7,564,822)	(7,564,822)
Other payables	-	-	-	-	(22,142,331)	(22,142,331)
Total liabilities	(3,068,939)	-	-	-	(38,805,302)	(41,874,241)
Total Interest sensitivity gap	243,731,584	249,428,000	-	42,242,200	-	535,401,784

The Manager reviews exposure to underlying rate movements on a weekly basis.

AMUNDI ALTERNATIVE FUNDS IV PLC

Notes to the Financial Statements (continued)

7. Financial Risk Management (continued)

d) Market Risk (continued)

(iv) Currency Risk

Currency risk is the risk that the value of a financial instrument will fluctuate due to changes in foreign exchange rates.

The Company/Sub-Fund may invest in financial instruments denominated in currencies other than the base currency or in financial instruments which are determined with references to currencies other than the base currency.

The Company/Sub-Fund, however, will invest a portion of its assets in financial instruments denominated in EUR or in financial instruments which are determined with references to EUR. To the extent the base currency is a denomination other than the denomination of the financial instruments owned by the Company/Sub-Fund and no hedge is utilised, the value of the Company/Sub-Fund's net assets will fluctuate based on fluctuations of the exchange rates as well as with price changes of their investments in the various local markets and currencies.

An increase in the value of the EUR compared to the other currencies in which the Company/Sub-Fund may make investments will reduce the effect of increases and magnify the EUR equivalent of the effect of decreases in the prices of the Company/Sub-Fund's financial instruments in their local markets. Conversely, a decrease in the value of the EUR will have the opposite effect of magnifying the effect of increases and reducing the effect of decreases in the prices of the Company/Sub-Fund's non-EUR financial instruments. It may not be possible or practical to hedge against the consequent currency risk exposure and in certain instances the Investment Manager may consider it desirable not to hedge against such risk.

The carrying amount of the Company/Sub-Fund's foreign denominated financial assets and financial liabilities at the reporting date is as follows:

Amundi Metori Epsilon Global Trends Fund

Assets	Trade Currency	EUR	EUR
		Monetary	Non-Monetary
	CHF	7,777	7,572,981
	GBP	160,775	53,647,329
	JPY	-	406,749
	USD	2,706	41,607,209
		171,258	103,234,268

Liabilities		EUR	EUR
		Monetary	Non-Monetary
	CHF	-	(59,441)
	GBP	-	(1,306,311)
	HKD	(479,867)	(1,746,080)
	JPY	(485,135)	(576,835)
	USD	(3,428,569)	(1,078,937)
		(4,393,571)	(4,767,604)

AMUNDI ALTERNATIVE FUNDS IV PLC

Notes to the Financial Statements (continued)

7. Financial Risk Management (continued)

d) Market Risk (continued)

(iv) Currency Risk (continued)

The carrying amount of the Company/Sub-Fund's foreign denominated financial assets and financial liabilities as at 31 December 2022 was:

Amundi Metori Epsilon Global Trends Fund

Assets	Trade Currency	EUR	EUR
		Monetary	Non-Monetary
	CHF	2,464	6,888,644
	GBP	2,918,436	80,645,262
	HKD	-	41,579
	JPY	4,079,604	-
	USD	2,692,599	75,907,130
		9,693,103	163,482,615

Liabilities		EUR	EUR
		Monetary	Non-Monetary
	CHF	(9,410)	(465,182)
	GBP	(673,752)	(10,631,727)
	HKD	(2,126,154)	-
	JPY	-	(1,827,350)
	USD	(971,908)	(26,233,708)
		(3,781,224)	(39,157,967)

Foreign Currency Sensitivity

The table below summarises the sensitivity of the foreign currency exposed Company/Sub-Fund's monetary and non monetary assets and liabilities to changes in foreign exchange movement. The analysis is based on the assumptions that the relevant foreign exchange rate increased or decreased against the Company/Sub-Fund's base currency by the percentages disclosed in the table below, with all other variables held constant. This represents management's best estimate of a reasonable possible shift in the foreign exchange rates, having regard to historical volatility of those rates.

Amundi Metori Epsilon Global Trends Fund

	31 December 2023	31 December 2023	31 December 2022	31 December 2022
	10% Strengthening	10% Weakening	10% Strengthening	10% Weakening
	EUR	EUR	EUR	EUR
CHF	752,132	(752,132)	641,652	(641,652)
GBP	5,250,179	(5,250,179)	7,225,822	(7,225,822)
HKD	(222,595)	222,595	(208,458)	208,458
JPY	(65,522)	65,522	225,225	(225,225)
USD	3,710,241	(3,710,241)	5,139,411	(5,139,411)

Notes to the Financial Statements (continued)

7. Financial Risk Management (continued)

e) Fair value of financial instruments

The Company/Sub-Fund is required to classify fair value measurements using a fair value hierarchy that reflects the significance of the inputs used in making the measurements. In accordance with IFRS 13, the inputs have been categorised into a three-level hierarchy which gives the highest priority to quoted prices in active markets for identical assets or liabilities (Level 1) and the lowest priority to significant unobservable inputs (Level 3). If the inputs used to value an investment fall within different levels of the hierarchy, the categorization is based on the lowest level input that is significant to the fair value measurement of the investment.

The Company/Sub-Fund uses the “market approach” valuation technique to value its investments. A financial instrument’s level within the fair value hierarchy is based on the lowest level of any input that is significant to the fair value measurement. However, the determination of what constitutes “observable” may require significant judgement but can generally be considered as that market data which is readily available, regularly distributed or updated, reliable and verifiable, not proprietary, and provided by independent sources that are actively involved in the relevant market. The categorisation of a financial instrument within the hierarchy is based upon the pricing transparency of the instrument and does not necessarily correspond to the risk of that instrument.

The three levels of the fair value hierarchy are as follows:

- Level 1 fair value measurements are those derived from quoted prices (unadjusted) in active markets for identical assets or liabilities that the Company/Sub-Fund has the ability to access at the measurement date;
- Level 2 fair value measurements are those derived from inputs other than quoted prices included within Level 1 that are observable for the asset or liability, either directly (i.e., as a price) or indirectly (i.e., derived from prices); and
- Level 3 fair value measurements are those derived from valuation techniques that include inputs for the asset or liability that are not based on observable market data (unobservable inputs) and which are significant to the valuation.

Investments typically classified within level 1 include active listed equities, exchange traded derivatives and certain Government bonds. Investments typically classified within level 2 include investments in corporate bonds, certain Government bonds, certain listed equities and over the counter derivatives. Investment funds are also considered level 2 investments if there is evidence that redemptions occurred during the year and there were no restrictions preventing redemptions at the year end. As level 2 investments include positions that are not traded in active markets and/ or are subject to transfer restrictions, valuations may be adjusted to reflect illiquidity and/or non-transferability. Such adjustments are generally based on available market information. Investments typically classified within level 3 include certain corporate bonds, private equities and investment funds that have suspended redemptions, created side pocket classes or imposed gates. Within level 3, the use of the market approach generally consists of using comparable market transactions.

AMUNDI ALTERNATIVE FUNDS IV PLC

Notes to the Financial Statements (continued)

7. Financial Risk Management (continued)

e) Fair value of financial instruments (continued)

The table below summarises the Company/Sub-Fund's classification of investments, into the above hierarchy levels as of 31 December 2023:

Amundi Metori Epsilon Global Trends Fund	Level 1	Level 2	Level 3	Total
Financial assets at fair value through profit or loss - held for trading:				
Treasury bills	315,918,190	-	-	315,918,190
Private bonds	-	-	18,517,340	18,517,340
<i>Derivative Assets</i>				
Futures contracts	4,880,387	-	-	4,880,387
Forward foreign exchange contracts	-	105,434	-	105,434
	320,798,577	105,434	18,517,340	339,421,351
Financial liabilities at fair value through profit or loss:				
<i>Derivative liabilities</i>				
Futures contracts	(4,143,353)	-	-	(4,143,353)
Forward foreign exchange contracts	-	(1,350,396)	-	(1,350,396)
	(4,143,353)	(1,350,396)	-	(5,493,749)

There were no transfers between the levels for the financial year ended 31 December 2023.

The table below summarises the Company/Sub-Fund's classification of investments, into the above hierarchy levels as of 31 December 2022:

Amundi Metori Epsilon Global Trends Fund	Level 1	Level 2	Level 3	Total
Financial assets at fair value through profit or loss - held for trading:				
Treasury bills	451,377,330	-	-	451,377,330
Private bonds	-	-	42,242,200	42,242,200
<i>Derivative Assets</i>				
Futures contracts	1,874,936	-	-	1,874,936
Forward foreign exchange contracts	-	245,219	-	245,219
	453,252,266	245,219	42,242,200	495,739,685
Financial liabilities at fair value through profit or loss:				
<i>Derivative liabilities</i>				
Futures contracts	(9,098,149)	-	-	(9,098,149)
Forward foreign exchange contracts	-	(7,564,822)	-	(7,564,822)
	(9,098,149)	(7,564,822)	-	(16,662,971)

There were no transfers between the levels for the financial year ended 31 December 2022.

AMUNDI ALTERNATIVE FUNDS IV PLC

Notes to the Financial Statements (continued)

7. Financial Risk Management (continued)

e) Fair value of financial instruments (continued)

The table presented below summarises the change in the Statement of Net Assets carrying value associated with level 3 assets during the year ended 31 December 2023 and 31 December 2022.

	31 December 2023	31 December 2022
	Private Bonds	Private Bonds
Level 3	EUR	EUR
Beginning balance as at 1 January	42,242,200	31,680,000
Purchases	27,191,740	1,907,000
Sales	(29,463,700)	(34,694,000)
Realised gain	3,836,609	14,714,650
Change in unrealised (loss)/gain	(25,289,509)	28,634,550
Ending balance as at period end	18,517,340	42,242,200

The Level 3 investments are Private Bonds issued by and held with Société Générale. The fair value of these investments are not based on observable market data.

Sensitivity Analysis

Asset Type	Fair Value at		Unobservable Inputs	Range of Prices	Range of Impact for Unobservable Element on NAV
	31 December 2023	Valuation Technique			
Private Bonds	18,517,340	Broker Price	NAV of the underlying fund is the significant input	30%	5,555,202

Asset Type	Fair Value at		Unobservable Inputs	Range of Prices	Range of Impact for Unobservable Element on NAV
	31 December 2022	Valuation Technique			
Private Bonds	42,242,200	Broker Price	NAV of the underlying fund is the significant input	30%	12,672,660

Management consider 30% a reasonable range based on maximum prior period price movements in times of market uncertainty.

AMUNDI ALTERNATIVE FUNDS IV PLC

Notes to the Financial Statements (continued)

7. Financial Risk Management (continued)

e) Fair value of financial instruments (continued)

The following tables analyse within the fair value hierarchy the Company/Sub-Fund's assets and liabilities (by class) not measured at fair value 31 December 2023, but for which fair value is disclosed.

Amundi Metori Epsilon Global Trends Fund	Level 1	Level 2	Level 3	Total
Assets				
Cash	448,856	-	-	448,856
Margin Cash	76,879,946	-	-	76,879,946
Subscriptions Receivable	218,232	-	-	218,232
Interest Receivable	79	-	-	79
Due from brokers	1,650,000	-	-	1,650,000
Other Assets	23,484	-	-	23,484
Total	79,220,597	-	-	79,220,597
Liabilities				
Management fee payable	-	(2,025,915)	-	(2,025,915)
Performance fee payable	-	(292,057)	-	(292,057)
Global administrative fee payable	-	(479,797)	-	(479,797)
Redemptions Payable	(316,720)	-	-	(316,720)
Margin overdraft	(4,393,557)	-	-	(4,393,557)
Total	(4,710,277)	(2,797,769)	-	(7,508,046)

The following tables analyse within the fair value hierarchy the Company/Sub-Fund's assets and liabilities (by class) not measured at fair value 31 December 2022, but for which fair value is disclosed.

Amundi Metori Epsilon Global Trends Fund	Level 1	Level 2	Level 3	Total
Assets				
Cash	44,851,193	-	-	44,851,193
Margin Cash	92,839,472	-	-	92,839,472
Subscriptions Receivable	9,197,557	-	-	9,197,557
Total	146,888,222	-	-	146,888,222
Liabilities				
Management fee payable	-	(1,714,540)	-	(1,714,540)
Performance fee payable	-	(11,085,338)	-	(11,085,338)
Global administrative fee payable	-	(403,730)	-	(403,730)
Redemptions Payable	(8,938,723)	-	-	(8,938,723)
Margin overdraft	(3,068,939)	-	-	(3,068,939)
Total	(12,007,662)	(13,203,608)	-	(25,211,270)

The assets and liabilities included in the above table are carried at amortised cost; their carrying values are a reasonable approximation of fair value.

Cash and cash equivalents include cash in hand, deposits held with banks and other short-term investments in an active market.

Other receivables represent present obligations due to the Company/Sub-Fund. Accruals represent expenses.

The puttable value of redeemable shares is calculated based on the net difference between total assets and all other liabilities of the Company/Sub-Fund's in accordance with the Company/Sub-Fund's offering memorandum.

AMUNDI ALTERNATIVE FUNDS IV PLC

Notes to the Financial Statements (continued)

7. Financial Risk Management (continued)

e) Fair value of financial instruments (continued)

These shares are not traded on an active market. A demand feature is attached to these shares, as they are redeemable at the holders' option and can be put back to the Company/Sub-Fund at any dealing date for cash equal to a proportionate share of the Company/Sub-Fund's net asset value attributable to the share class. The fair value is based on the amount payable on demand. As such, Level 2 is deemed to be most appropriate categorization for net assets attributable to holders of redeemable shares.

8. Taxation

Under current law and practice, the Company qualifies as an investment undertaking as defined in Section 739B of the Taxes Consolidation Act, 1997, as amended. On that basis, it is not chargeable to Irish tax on its income or gains.

However, Irish tax can arise on the happening of a "chargeable event" in the Company. A chargeable event includes any distribution payments to shareholders or any encashment, redemption, cancellation or transfer of shares and the holding of shares at the end of each eight year beginning with the acquisition of such shares.

No Irish tax will arise on the Company in respect of chargeable events in respect of certain exempted Irish tax resident shareholders who have provided the Company with the necessary signed statutory declarations; and a shareholder who is neither Irish resident nor Irish ordinarily resident for tax purposes, at the time of the chargeable event, provided appropriate valid declarations in accordance with the provisions of the Taxes Consolidation Act, 1997, as amended, are held by the Company or the Company has been authorised by the Irish Revenue to make gross payments in the absence of appropriate declarations.

Dividends, interest and capital gains (if any) received on investments made by the Company may be subject to withholding taxes imposed by the country from which the investment income/gains are received and such taxes may not be recoverable by the Company or its shareholders.

9. Related Party Transactions

Amundi Asset Management, the Manager, is a wholly-owned subsidiary of Amundi, a credit institution authorized by the Autorité de contrôle prudentiel et de résolution (ACPR) and European Central Bank under n°19530. Amundi's majority shareholder is Credit Agricole SA. Credit Agricole SA is controlled by SAS Rue La Boetie. The Manager and Crédit Agricole SA are related by virtue therefore, all subsidiary companies of Crédit Agricole SA are considered as related and connected party.

The Manager is responsible for the day to day management, administration and investment management of the Company. The Manager provides or procures the provision of management, administration, accounting, registration, transfer agency, distribution, investment management or advisory and shareholder services to or for the benefit of the Company.

IAS 24 - Parties are considered to be related if one party has the ability to control the other party or exercise significant influence over the other party in making financial or operational decisions.

Directors and dependents thereof are considered related parties.

Mr. Moez Bousarsar is the Sales Director EMEA, Alternative Assets at Amundi Asset Management.

Mr. Colm Callaly is Head of Legal Ireland at Amundi Ireland Ltd.

Mr. Declan Murray is Director of Management Company Services at Amundi Ireland Ltd.

Mr. John O'Toole is Global Head of Multi-Asset Fund Solutions at Amundi Ireland Ltd.

Mr. Paul Weber is Head of Fund Research & Manager Selection, Multi-Asset Fund Solutions at Amundi Ireland Ltd.

AMUNDI ALTERNATIVE FUNDS IV PLC

Notes to the Financial Statements (continued)

9. Related Party Transactions (continued)

Significant shareholders

There were no significant shareholders for the Fund as at 31 December 2023 (2022:same).

Manager, Distributor and Investment Manager

Amundi Asset Management (the "**Manager**") has been appointed as the Manager of the Sub-Funds pursuant to which the Manager has responsibility for the administration of the Sub-Funds, the investment of the assets of the Sub-Funds and the valuation of the assets and liabilities of the Sub-Funds, the issue, repurchase and cancellation of redeemable participating preference shares, and the calculation of the prices of redeemable participating preference shares. In addition, the Manager is responsible for determining the number of redeemable participating preference shares in issue from time to time, keeping and arranging for the safe-keeping and inspection of such returns, records and accounting information of the Sub-Funds as are required by the law, maintaining the Register, acting as Secretary of the Sub-Funds, and providing the registered office of the Sub-Funds.

The Manager also acts as the Distributor of the Company.

The management fees recognized during the year were disclosed in Note 5.

Depository

The Company has appointed CACEIS Bank, Ireland Branch to act as depository of the assets of the Company (the "**Depository**"). Pursuant to the depository agreement, the Depository will provide safekeeping for the Company's assets in accordance with the UCITS Regulations and will collect any income arising on such assets on the Company's behalf.

The Depository may delegate the performance of its safekeeping duties to third parties (hereinafter referred to as "**Sub-custodians**") in accordance with the requirements of UCITS V. Sub-custodians may be considered as related and connected party as subsidiary companies of Crédit Agricole SA. The list of the entities to whom safekeeping of the Company's assets have been sub-delegated is set out in Annex II of the Prospectus, and any updates to the list are available via the website: <https://www.caceis.com/regulatory-environment/regulatory-watch/ucits-v-undertakings-for-collective-investment-in-transferable-securities/> or such other website as may be notified by the Depository to the Company from time to time and notified to the Shareholders or made available to investors upon request.

Depository fees are included within administration fees as disclosed in Note 5.

Administrator

The Manager has appointed CACEIS Ireland Limited (formerly known as CACEIS Fastnet Ireland Limited) to act as administrator of the Company (the "**Administrator**"). The Administrator is owned by CACEIS which is a joint venture between Credit Agricole S.A. (69.5%) and Santander (30.5%). The Administrator is engaged in the provision of fund administration, accounting, registration, transfer agency and related shareholder services to collective investment schemes and investment funds.

Administrator fees are included within administration fees as disclosed in Note 5.

AMUNDI ALTERNATIVE FUNDS IV PLC

Notes to the Financial Statements (continued)

10. Net Asset Value Comparison

Amundi Metori Epsilon Global Trends Fund			
EUR Class A	31 December 2023	31 December 2022	31 December 2021
Net Asset Value	EUR 12,133,741	EUR 36,713,025	EUR 21,649,800
Shares in Issue	74,553	212,379	144,452
Net Asset Value per share	EUR 162.75	EUR 172.87	EUR 149.88
CHF Class I			
31 December 2023	31 December 2022	31 December 2021	
Net Asset Value	CHF 6,901,909	CHF 6,515,590	CHF 45,506,612
Shares in Issue	60,389	52,241	427,490
Net Asset Value per share	CHF 114.29	CHF 124.72	CHF 106.45
EUR Class I			
31 December 2023	31 December 2022	31 December 2021	
Net Asset Value	EUR 297,356,010	EUR 427,969,269	EUR 339,150,310
Shares in Issue	1,957,473	2,672,175	2,454,578
Net Asset Value per share	EUR 151.91	EUR 160.16	EUR 138.17
GBP Class I			
31 December 2023	31 December 2022	31 December 2021	
Net Asset Value	GBP 45,430,352	GBP 74,350,218	GBP 61,787,430
Shares in Issue	284,536	397,672	438,600
Net Asset Value per share	GBP 159.66	GBP 186.96	GBP 140.87
USD Class I			
31 December 2023	31 December 2022	31 December 2021	
Net Asset Value	USD 40,033,246	USD 55,141,656	USD 70,210,721
Shares in Issue	231,913	329,799	462,847
Net Asset Value per share	USD 172.62	USD 167.20	USD 151.69
USD Class AA			
31 December 2023	31 December 2022	31 December 2021	
Net Asset Value	USD 54,338	USD 53,138	USD 9,680
Shares in Issue	500	500	100
Net Asset Value per share	USD 108.68	USD 106.28	USD 96.80
USD Class IA			
31 December 2023	31 December 2022	31 December 2021	
Net Asset Value	USD 11,105	USD 10,770	USD 9,768
Shares in Issue	100	100	100
Net Asset Value per share	USD 111.05	USD 107.70	USD 97.68

11. Efficient Portfolio Management

To the extent permitted by the investment objectives and policies of the Company and subject to the limits set down by the Central Bank of Ireland from time to time and to the provisions of the Prospectus, utilisation of financial derivative instruments and investment techniques shall be employed for efficient portfolio management purposes by all the Sub-Funds. The Sub-Funds may use these financial derivative instruments and investment techniques to hedge against changes in interest rates, non-functional currency exchange rates or securities prices or as part of their overall investment strategies.

During the year the Company entered into forward foreign exchange contracts for currency hedging purposes. The counterparty in respect of the forward foreign exchange contracts is Société Générale. Forward foreign exchange contracts outstanding at 31 December 2023 are disclosed in note 6. The counterparty in respect of the futures is Société Générale. Future contracts outstanding at 31 December 2023 are disclosed in note 6. Realised gains and losses on financial instruments used for efficient portfolio management purposes are disclosed in note 4. Excluding futures contracts, transaction costs are embedded in the cost of the investments and therefore cannot be separately disclosed.

AMUNDI ALTERNATIVE FUNDS IV PLC

Notes to the Financial Statements *(continued)*

12. Significant events during the year

Russia's invasion of Ukraine caused a closure of the Moscow stock exchange and then the closure of the market for Global Depositary Receipts replicating Russian assets and has had an impact on energy and other commodity costs. Although this has not had a material effect on the fund, we have seen bouts of volatility arising as a result. We continue to monitor developments in this crisis and its impact on the management of the fund.

The Company, Lyxor Investment Strategies PLC changed name to Amundi Alternative Funds IV PLC and the Sub-Fund, Lyxor Epsilon Global Trend Fund changed name to Amundi Metori Epsilon Global Trends Fund on 29 September 2023.

Mr. Paul Weber and Mr. John O'Toole resigned as directors on 21 November 2023.

There were no other significant events during the financial year.

13. Soft Commissions

There were no soft commission arrangements entered into during the current year or prior year.

14. Significant events since the year end

There are no significant events to report since the financial year end.

15. Approval of the Financial Statements

The financial statements were approved by the Board of Directors on 26 April 2024.

AMUNDI ALTERNATIVE FUNDS IV PLC

Schedule of Investments (unaudited)

Amundi Metori Epsilon Global Trends Fund

As at 31 December 2023

Quantity	Description	Fair Value EUR	As a % of the Net Assets
	Transferable Securities		
	Treasury Bills		
	France		
45,000,000	FRANCE TREASURY BILL ZCP 240124	44,908,425	11.07%
47,000,000	FRANCE TREASURY BILL ZCP 070224	46,836,440	11.55%
50,000,000	FRANCE TREASURY BILL ZCP 210224	49,752,750	12.27%
49,000,000	FRANCE TREASURY BILL ZCP 060324	48,692,280	12.00%
45,000,000	FRANCE TREASURY BILL ZCP 200324	44,655,525	11.01%
40,000,000	FRANCE TREASURY BILL ZCP 170424	39,577,400	9.76%
42,000,000	FRANCE TREASURY BILL ZCP 020524	41,495,370	10.22%
		<hr/>	<hr/>
		315,918,190	77.88%
		<hr/>	<hr/>
	Total Investment in Treasury Bills	315,918,190	77.88%

AMUNDI ALTERNATIVE FUNDS IV PLC

Schedule of Investments (unaudited) (continued)

Amundi Metori Epsilon Global Trends Fund (continued)

As at 31 December 2023 (continued)

Quantity	Description	Fair Value EUR	As a % of the Net Assets
	Private Bonds		
10,300,000	SG ISSUER SA 21-24 07/10U	9,258,670	2.28%
10,300,000	SOCIETE GENERALE SA 21-24 07/10U	9,258,670	2.28%
		<u>18,517,340</u>	<u>4.56%</u>
	Total Investment in Private Bonds	<u>18,517,340</u>	<u>4.56%</u>
	Unrealised gain on futures contracts (note 7)	4,880,387	1.20%
	Unrealised gain on forward foreign exchange contracts (note 7)	105,434	0.03%
	Financial Assets at fair value through profit or loss	<u>339,421,351</u>	<u>83.67%</u>
	Unrealised loss on futures contracts (note 7)	(4,143,353)	(1.02%)
	Unrealised loss on forward foreign contracts (note 7)	(1,350,396)	(0.33%)
	Financial Liabilities at fair value through profit or loss	<u>(5,493,749)</u>	<u>(1.35%)</u>
	Other assets in excess of other liabilities	71,712,551	17.68%
	Net Assets attributable to redeemable participating shareholders	<u><u>405,640,153</u></u>	<u><u>100.00%</u></u>
	Analysis of Total Assets		
	Assets		% of Total Assets
	Deposits with credit institutions		0.11%
	Transferable securities admitted to an official stock exchange listing		75.46%
	Private bonds		4.42%
	Financial derivative instruments dealt in on a regulated market		1.19%
	Other assets		18.82%
			<u><u>100.00%</u></u>

AMUNDI ALTERNATIVE FUNDS IV PLC**Schedule of Investments (continued)****Amundi Metori Epsilon Global Trends Fund (continued)****As at 31 December 2022**

Quantity	Description	Fair Value EUR	As a % of the Net Assets
	Transferable Securities		
	Treasury Bills		
	France		
50,000,000	FRANCE TREASURY BILL ZCP 040123	49,999,000	8.32%
50,000,000	FRANCE TREASURY BILL ZCP 110123	49,994,250	8.32%
52,000,000	FRANCE TREASURY BILL ZCP 180123	51,982,580	8.65%
50,000,000	FRANCE TREASURY BILL ZCP 250123	49,973,500	8.32%
50,000,000	FRANCE TREASURY BILL ZCP 080223	49,934,750	8.31%
50,000,000	FRANCE TREASURY BILL ZCP 150223	49,913,500	8.31%
50,000,000	FRANCE TREASURY BILL ZCP 220223	49,898,250	8.31%
50,000,000	FRANCE TREASURY BILL ZCP 080323	49,857,250	8.30%
50,000,000	FRANCE TREASURY BILL ZCP 220323	49,824,250	8.30%
		<u>451,377,330</u>	<u>75.14%</u>
	Total Investment in Treasury Bills	<u>451,377,330</u>	<u>75.14%</u>

AMUNDI ALTERNATIVE FUNDS IV PLC

Schedule of Investments (continued)

Amundi Metori Epsilon Global Trends Fund (continued)

As at 31 December 2022 (continued)

Quantity	Description	Fair Value EUR	As a % of the Net Assets
	Private Bonds		
11,000,000	SG ISSUER SA 21-24 07/10U	21,121,100	3.52%
11,000,000	SOCIETE GENERALE SA 21-24 07/10U	21,121,100	3.51%
		<u>42,242,200</u>	<u>7.03%</u>
	Total Investment in Private Bonds	<u>42,242,200</u>	<u>7.03%</u>
	Unrealised gain on futures contracts (note 6)	1,874,936	0.31%
	Unrealised gain on forward foreign exchange contracts (note 6)	245,219	0.04%
	Financial Assets at fair value through profit or loss	<u>495,739,685</u>	<u>82.52%</u>
	Unrealised loss on futures contracts (note 6)	(9,098,149)	(1.51%)
	Unrealised loss on forward foreign contracts (note 6)	(7,564,822)	(1.26%)
	Financial Liabilities at fair value through profit or loss	<u>(16,662,971)</u>	<u>(2.77%)</u>
	Other assets in excess of other liabilities	121,676,952	20.25%
	Net Assets attributable to redeemable participating shareholders	<u><u>600,753,666</u></u>	<u><u>100.00%</u></u>
	Analysis of Total Assets		% of Total Assets
	Assets		
	Deposits with credit institutions		6.98%
	Transferable securities admitted to an official stock exchange listing		70.24%
	Private bonds		6.57%
	Financial derivative instruments dealt in on a regulated market		0.33%
	Other assets		15.88%
			<u><u>100.00%</u></u>

*Held with Société Générale – related party investments.

AMUNDI ALTERNATIVE FUNDS IV PLC

Statement of Changes in Composition of Portfolio (unaudited)

<u>All Purchases</u>	<u>Security</u>	<u>Cost</u> <u>EUR</u>
1	FRANCE TREA SUREY BILL ZCP 250123	64,503,644
2	FRANCE TREA SUREY BILL BTF 130323	51,734,080
3	FRANCE TREA SUREY BILL BTF 210623	51,719,169
4	FRANCE TREA SUREY BILL ZCP 150223	50,426,429
5	FRANCE TREA SUREY BILL ZCP 060324	50,253,072
6	FRANCE TREA SUREY BILL BTF 290323	49,954,968
7	FRANCE TREA SUREY BILL ZCP 150323	49,846,473
8	FRANCE TREA SUREY BILL ZCP 040123	49,805,103
9	FRANCE TREA SUREY BILL ZCP 180123	49,771,295
10	FRANCE TREA SUREY BILL BTF 260423	49,756,772
11	FRANCE TREA SUREY BILL BTF 280623	49,750,217
12	FRANCE TREA SUREY BILL ZCP 240523	49,709,948
13	FRANCE TREA SUREY BILL BTF 070623	49,708,362
14	FRANCE TREA SUREY BILL BTF 270923	49,660,776
15	FRANCE TREA SUREY BILL BTF 170523	49,640,164
16	FRANCE TREA SUREY BILL BTF 140623	49,572,659
17	FRANCE TREA SUREY BILL ZCP 080223	49,492,493
18	FRANCE TREA SUREY BILL ZCP 110123	49,450,196
19	FRANCE TREA SUREY BILL ZCP 220223	49,322,338
20	FRANCE TREA SUREY BILL ZCP 070224	49,311,007
21	FRANCE TREA SUREY BILL BTF 291123	49,284,771
22	FRANCE TREA SUREY BILL ZCP 210224	49,278,481
23	FRANCE TREA SUREY BILL BTF 131223	49,223,637
24	FRANCE TREA SUREY BILL ZCP 200324	44,427,550
25	FRANCE TREA SUREY BILL ZCP 240124	44,415,492
26	FRANCE TREA SUREY BILL ZCP 020524	41,392,366
27	FRANCE TREA SUREY BILL ZCP 170424	39,431,047
28	SG ISSUER SA 21-24 07/10U	13,595,870
29	SOCIETE GENERALE SA 21-24 07/10U	13,595,870

Per the UCITS regulations, the Company is required to disclose aggregate purchases of a security exceeding 1% of the total value of purchases for the year and aggregate disposals greater than 1% of the total value of sales. At a minimum the largest 20 purchases and largest 20 sales must be given.

AMUNDI ALTERNATIVE FUNDS IV PLC**Statement of Changes in Composition of Portfolio (unaudited) (continued)**

<u>Largest Sales</u>	<u>Security</u>	<u>Proceeds</u> EUR
1	FRANCE TREA SURY BILL ZCP 250123	64,880,609
2	FRANCE TREA SURY BILL ZCP 180123	52,000,000
3	FRANCE TREA SURY BILL BTF 130323	52,000,000
4	FRANCE TREA SURY BILL BTF 210623	51,995,671
5	FRANCE TREA SURY BILL ZCP 150223	51,000,000
6	FRANCE TREA SURY BILL ZCP 040123	50,000,000
7	FRANCE TREA SURY BILL ZCP 250123	50,000,000
8	FRANCE TREA SURY BILL ZCP 220223	50,000,000
9	FRANCE TREA SURY BILL ZCP 220323	50,000,000
10	FRANCE TREA SURY BILL BTF 170523	50,000,000
11	FRANCE TREA SURY BILL BTF 140623	50,000,000
12	FRANCE TREA SURY BILL ZCP 110123	50,000,000
13	FRANCE TREA SURY BILL ZCP 080223	50,000,000
14	FRANCE TREA SURY BILL ZCP 080323	50,000,000
15	FRANCE TREA SURY BILL ZCP 110123	50,000,000
16	FRANCE TREA SURY BILL ZCP 150223	50,000,000
17	FRANCE TREA SURY BILL ZCP 150323	50,000,000
18	FRANCE TREA SURY BILL ZCP 080223	50,000,000
19	FRANCE TREA SURY BILL BTF 260423	50,000,000
20	FRANCE TREA SURY BILL ZCP 240523	50,000,000
21	FRANCE TREA SURY BILL BTF 070623	50,000,000
22	FRANCE TREA SURY BILL BTF 280623	50,000,000
23	FRANCE TREA SURY BILL ZCP 040123	50,000,000
24	FRANCE TREA SURY BILL ZCP 180123	50,000,000
25	FRANCE TREA SURY BILL BTF 270923	50,000,000
26	FRANCE TREA SURY BILL BTF 131223	50,000,000
27	FRANCE TREA SURY BILL BTF 290323	49,998,625
28	FRANCE TREA SURY BILL ZCP 220223	49,997,794
29	FRANCE TREA SURY BILL BTF 291123	49,984,680

Per the UCITS regulations, the Company is required to disclose aggregate purchases of a security exceeding 1% of the total value of purchases for the year and aggregate disposals greater than 1% of the total value of sales. At a minimum the largest 20 purchases and largest 20 sales must be given.

AMUNDI ALTERNATIVE FUNDS IV PLC**Total Expenses Ratio (unaudited)****Amundi Metori Epsilon Global Trends Fund**

Share Class	Total Rate	Management Fees	Global Administration Fees	Other Administration Fee	Investment Advisory Fees	Performance Fees
EUR Class A	1.89%	1.75%	0.12%	0.00%	0.00%	0.02%
USD Class IA	1.28%	1.15%	0.12%	0.00%	0.00%	0.01%
USD Class I	1.15%	1.00%	0.12%	0.00%	0.00%	0.03%
EUR Class I	1.19%	0.00%	0.12%	0.00%	1.00%	0.08%
GBP Class I	1.13%	1.00%	0.12%	0.00%	0.00%	0.02%
USD Class AA	2.11%	1.90%	0.12%	0.00%	0.00%	0.09%
CHF Class I	1.12%	1.00%	0.12%	0.00%	0.00%	0.00%

Remuneration (unaudited)

AMUNDI ALTERNATIVE FUNDS IV PLC

For the financial year ended 31 December 2023

1. Remuneration policy and practices of the AIFM/Management company

The remuneration policy implemented by Amundi Asset Management is compliant with the rules in terms of remuneration specified in the Directive 2011/61/UE of the European Parliament and of the Council of June 8th 2011 on Alternative Investment Fund Managers (the “*AIFM Directive*”), and in the Directive 2014/91/UE of July 23rd 2014 on undertakings for collective investment in transferable securities (the “*UCITS V Directive*”). These rules, about remuneration policies and practices, have for objective to promote sound and effective risk management of fund managers and the funds they manage.

Moreover, the remuneration policy is compliant with Regulation (EU) 2019/2088 (“*SFDR*”), integrating sustainability risk and ESG criteria in Amundi control framework, with responsibilities spread between the first level of controls performed by the Investment teams and second level of controls performed by the Risk teams, that can verify the compliance with ESG objectives and constraints of a fund at all time.

This policy is incorporated within the framework of the remuneration policy of Amundi reviewed each year by its Remuneration Committee. The latter checked the application of the remuneration policy in relation to the 2022 fiscal year, its compliance with the AIFM/UCITS Directives’ principles and approved the policy applicable for the 2023 exercise at its meeting held on January 30th 2023.

In 2023, the implementation of the Amundi remuneration policy was subject to an internal, central and independent audit, driven by the Amundi Internal Audit.

1.1 Amounts of remuneration paid by the Management companies to its employees

During fiscal year 2023, the total amount of compensation paid by Amundi Asset Management (including fixed, deferred and non-deferred variable compensation) to its employees (1,923 beneficiaries) is EUR 207,362,471. This amount is split as follows:

- Total amount of fixed remuneration paid by Amundi Asset Management in 2023:
EUR 145,346,571 which represents 70% of the total amount of compensation paid by Amundi Asset Management to its staff, were in the form of fixed remuneration.
- Total amount of variable compensation deferred and non-deferred paid by Amundi Asset Management in 2023: EUR 62,015,900 which represents 30% of the total amount of compensation paid by Amundi Asset Management to its staff, were in this form. The entire staff is eligible for variable compensation.

Additionally, some ‘carried interest’ was paid by Amundi AM with respect to fiscal year 2023, and is taken into account in the total amount of bonus referred to here above.

Of the total amount of remuneration paid during the fiscal year (fixed and variable compensation deferred and non-deferred), EUR 21,370,354 were paid to the ‘executives and senior managers’ of Amundi Asset Management (44 beneficiaries), and EUR 15,185,244 were paid to the ‘senior investment managers’ whose professional activities have a material impact on Amundi Asset Management’s risk profile (56 beneficiaries).

Remuneration (unaudited) (continued)

AMUNDI ALTERNATIVE FUNDS IV PLC

Alignment of remuneration policy and practices with risk profile of the AIFs/UCITS

The Amundi Group has adopted and implemented remuneration policy and practices compliant with the latest norms, rules, and guidelines issued from the regulatory authorities for its management companies (AIFM/UCITS).

The Amundi Group has also identified all of its ‘Identified Staff’, that include all the employees of the Amundi Group having a decision authority on the UCITS/AIFM management companies or the UCITS/AIFs managed and consequently likely to have a significant impact on the performance or the risk profile.

The variable remuneration awarded to the Amundi Group staff takes into account the performance of the employee, its business unit and the Amundi Group as a whole, and is based on quantitative and qualitative criteria as well as the respect of sound risk management rules.

The criteria taken into account for performance assessment and remuneration award depends on the nature of the employee’s functions :

1. Management and selection of AIFs/UCITS functions

Quantitative criteria:

- IR/Sharpe over 1, 3, 5 years
- Gross/absolute/relative performance of the investment strategies (based on GIPS composites) over 1, 3, 5 years, outlook mainly focused on 1 year, adjusted with long-term figures (3,5 years)
- Performance risk adjusted based on IR/Sharpe over 1, 3, 5 years
- Competitive positioning through Morningstar rankings
- Net inflows / Successful requests for proposals, mandates
- Performance fees generation
- ESG rating of the funds according to different providers when applicable (Morningstar, CDP)
- Respect of ESG beat the benchmark, ESG exclusion policies and climate transition index

Qualitative criteria:

- Compliance with risk policy, compliance and legal rules
- Quality of management
- Innovation/product development
- Collaboration/Sharing of best practices
- Commercial engagement – including the ESG component of commercial effort and flows
- ESG
 - Compliance with ESG policy and participation to the ESG and net-zero offering
 - Integration of ESG into investment processes
 - Capacity to promote and project ESG knowledge internally and externally
 - Extent of proposition and innovation in the ESG space
 - Demonstrates capacity to manage well the combination of risk return and ESG (the risk and ESG adjusted return)

Remuneration (unaudited) (continued)

2. Sales and marketing functions

AMUNDI ALTERNATIVE FUNDS IV PLC

Quantitative criteria:

- Net inflows, notably on ESG and impact denominated products
- Revenues
- Gross Inflows
- Client base development and retention; product mix
- Number of commercial activities per year, notably prospection activities
- Number of clients approached on their net zero strategy

Qualitative criteria:

- Compliance with risk policy, compliance and legal rules
- Joint consideration of Amundi's interests and of client's interests
- Securing/developing the business
- Client satisfaction
- Quality of management
- Cross-functional approach and sharing of best practices
- Entrepreneurial spirit
- Capacity to explain and promote ESG policies and capabilities as well as solutions of the firm

3. Control and support functions

For control and support functions, performance assessment and remuneration award are independent from the performance of the business they oversee.

Common criteria taken into account are:

- Mainly criteria related to the meeting of objectives linked to their functions (risk management, quality of controls, completion of projects, tools and systems improvement etc.)
- When financial criteria are used, these are mainly related to management/ optimisation of expenses.

The above-mentioned performance criteria, and specifically those applicable to Identified staff in charge of the management of AIFs/UCITS, comply with the applicable regulation as well as to the AIF's/UCITS investment policy. These internal rules of Amundi Group contribute to a sound and effective risk management.

Furthermore, Amundi Group has adopted and implemented, for its entire staff, measures aiming to align remuneration with long-term performance and risks in order to avoid conflicts of interest.

In this respect, notably:

- The deferral policy has been adapted to comply with the AIFM and UCITS V Directives' requirements.
- The deferred portion of variable compensation for identified staff members is awarded at 100% in instruments indexed on the performance of a representative basket of AIFs and/or UCITS funds.
- The actual payment of the deferred portion is linked to the financial situation of Amundi Group, to the continued employment within the group and to a sound and effective risk management over the vesting period.

Remuneration (unaudited) (continued)

Metori Capital Management

AMUNDI ALTERNATIVE FUNDS IV PLC

Metori has established a remuneration policy in compliance with AIFM and UCITS directives. This remuneration policy aims at retaining talents, encouraging staff to contribute to the long-term performance of the company, ensuring that all employees participate to the management of risks and comply with regulations and internal rules. The remuneration policy, as well as fixed and variable compensations, are set by the Management Committee of Metori.

Variable compensations will be determined at the discretion of the Management Committee of Metori, based on both quantitative and qualitative criteria, but not based on any formula. Such criteria will include, for each team and each employee:

- the performance of the funds and mandates managed or advised by Metori, in absolute terms but also relatively to relevant peer groups or benchmarks;
- the overall profitability of the team, net of operational costs attributable to such business line;
- the overall profitability of the company;
- the achievement of objectives assigned to the team / employee;
- the proper management of risks;
- the compliance with internal rules and procedures, codes of good conduct and regulatory obligations.

Part of variable compensations may be differed up to 4 years. Differed compensations will be payable subject to the employee's being present, to compliance with good practices and risk management policies and to the company's financial situation.

AMUNDI ALTERNATIVE FUNDS IV PLC

SFT Regulation (unaudited)

For the financial year ended 31 December 2023

EU Securities Financing Transactions Regulation (“SFTR”)

The Regulation 2015/2365 of the European Parliament and of the Council of 25 November 2015 on Transparency of Securities Financing Transactions and of Reuse (the « SFTR ») entered into force on January 12, 2016 aiming to improve transparency in securities and commodities lending, repurchase transactions, margin loans and certain collateral arrangements. Derivative contracts as defined by EMIR are considered out of scope.

As the Amundi Metori Epsilon Global Trends Fund does not have exposure to any of the above mentioned securities or lending activity, no further disclosure is required in these Financial Statements.

Appendix 1 – Transparency of sustainable investments in periodic reports (unaudited information)

Regulation (EU) 2020/852 on the establishment of a framework to facilitate sustainable investment (the “Taxonomy Regulation”) sets out criteria to determine which economic activities qualify as environmentally sustainable at Union level.

According to the Taxonomy Regulation, an economic activity shall qualify as environmentally sustainable where that economic activity contributes substantially to one or more of the six environmental objectives defined by the Taxonomy Regulation (Climate change mitigation; Climate change adaptation; Sustainable use and protection of water and marine resources; Transition to a circular economy; Pollution prevention and control; Protection and restoration of biodiversity and ecosystems).

In addition, such economic activity shall not significantly harm any such environmental objectives (“do no significant harm” or “DNSH” principle) and shall be carried out in compliance with the minimum safeguards laid down in Article 18 of the Taxonomy Regulation.

In accordance with Article 7 of the Taxonomy Regulation, the management company draws the attention of investors to the fact that the investments of the Sub-Funds do not take into account the European Union criteria for environmentally sustainable economic activities.

This Fund falls under Article 6 of regulation (EU) 2019/2088 (“SFDR”). It does not promote environmental and/or social characteristics, nor it has sustainable investment as its objective.